

PENNY-WISE

© The Official Publication of Early American Coppers, Inc.



Volume XXXIV Number 4

JULY 15, 2000

Consecutive Issue #199

Copyright, 2000, Early American Coppers, Inc. All Rights Reserved.

TABLE OF CONTENTS

Directory of Officers	Page 170	
Harry E. Salyards	171	Editor's Introduction
ORIGINAL ARTICLES		
William R. Eckberg	172	How many Half Cents Are There?
Ron Manley	179	Original Mintages of 1797 & 1800 Half Cents
Ray Williams	183	N.J. Coppers Part 47: Maris 17-J, 17-K, and 17-B
Jim Neiswinter	187	The First Published Study of Large Cents (1859)
CONCERNING THE EAC SALE		
Fred Truex	194	An Open Letter to the Membership
Greg Heim	194	A House Divided Does Not Stand
Dr. Wallace Lee	196	Railroading
Phil Moore, Ron Janowsky, Dan Demeo, Bill Eckberg, Ron Manley, Dennis Wierzbza, Mike Packard, Ray Williams, Don Valenziano	197	Miscellaneous Letters
March Wells	203	President's Message
MISCELLANEOUS MEETINGS & MEMBERSHIP NOTES		
Mike Packard	205	Half Cent Happening at EAC 2000
Steve Carr	208	EAC at Central States, May 6
Ray Williams	208	NY-NJ Regional Meeting, June 3
Phil Moore	209	West Coast Regional Meeting, June 9
March Wells	211	Income & Expenses, EAC 2000
Fred Iskra	211	The Rebirth of "Common Cents"
	214	Obituaries: Tom Morley, EAC #169 H. Glenn Buchanan, EAC #3187
Rod Burress	214	Candidates for Membership
MISCELLANEOUS COLLECTOR NOTES		
John D. Wilson	215	How Well Do the Copper Pros Agree on Grading?
Steve Carr	219	Talking Beginners: Attribution, Part 5
Mike Packard	224	A Reunion of Little Half Sisters
Craig Sholley	227	The Open Collar: Did Someone Lose This Rock?
Ron Manley	229	An Update on the Half Cent Die State Book
Ron Manley	230	First Discovery of Obverse Crack on 1832 Half Cents
Craig Sholley	230	1794 Cents: Has Anyone Seen This?
Col. Steve Ellsworth	231	Butternut Bites #5: Driving With Coins
Lloyd Hurt	237	Thoughts of a Middle Class Member
FROM THE INTERNET		
Bill Eckberg	239	
LETTER TO THE EDITOR		
	241	
SWAPS AND SALES		
	241	

EAC OFFICERS 1999 THRU 2002
NATIONAL OFFICERS

President:	March Wells, Jr., 2407 Tuckaho Road, Louisville, KY 40207
Vice President:	Bob Grellman, PO Box 951988, Lake Mary, FL 32795
Treasurer:	John D. Wright, 1468 Timberlane Drive, St. Joseph, MI 49085
Secretary:	Denis Loring, PO Box 363, New York, NY 10101
Membership:	Rod Burress, 9742 Leacrest, Cincinnati, OH 45215
PW Editor:	Harry Salyards, MD, 606 North Minnesota, Hastings, NE 68901
Librarian:	Mabel Ann Wright, 1468 Timberlane Drive, St. Joseph, MI 49085
Historian:	Peter C. Smith, 2424 4 th Street, NE, #12, Minneapolis, MN 55418
Sale Catalogers	M&G Auctions, c/o Bob Grellman, PO Box 951988, Lake Mary, FL 32795

Region #1 New England (ME, NH, VT, MA, RI, CT)

Chairman: Joel Spingarn PO Box 782 Georgetown, CT 06829
 Secretary: George Trostel 49 Bristol Street Southington, CT 05489

Region #2 (NY, NJ)

Chairman: Chuck Heck 1623 Washington Avenue Bohemia, NY 11716
 Secretary: Don Valenziano PO Box 223 Hicksville, NY 11801

Region #3 Mid-Atlantic (PA, MD, DE, VA, WV, DC, NC)

Chairman: Bill Eckberg PO Box 25181 Alexandria, VA 22313
 Secretary: Red Henry PO Box 2498 Winchester, VA 22604

Region #4 Southeast

Chairman: Cindy Grellman PO Box 951988 Lake Mary, FL 32795
 Secretary: Don Weathers PO Box 280195 Memphis, TN 38168

Region #5 North Central (OH, MI, WI, MN, IN, IL, ND, SD, NE, KY, IA)

Chairman: Rod Widok 259 Wood Street Inverness, IL 60010
 Secretary: Joe Tomasko PO Box 388386 Chicago, IL 60638

Region #6 South Central (KS, AR, LA, MO, OK, CO, NM, TX)

Chairman: Earl Sullivan 3324 East Orange Pearland, TX 77581
 Secretary: Chris McCawley PO Box 2967 Edmond, OK 73083

Region #7 West (CA, WA, OR, MT, WY, UT, ID, NV, HI, AK)

Chairman: John Warshawsky 10927 Caminito Arcada San Diego, CA 92131
 Secretary: Phil Moore PO Box 396 Van Nuys, CA 91408

Region #8 Internet

Chairman: Mark Switzer dc181@olg.com
 Webmaster: Jon Lusk cd@roms.com

Founding Editor:	<u>Penny-Wise</u> , published continuously since 1967.
Editor in Chief:	Warren A. Lapp, MD (1915-1993) Editor in Chief (1967-1986)
Contributing Editors:	Harry E. Salyards, MD, 1986-
Typist:	Denis W. Loring, John D. Wright, Herbert A. Silberman Debra A. Johnson, 119 Ringland Road, Hastings, NE 68901

Printing: Lithotechnical Services, Inc., 1600 West 92 Street, Minneapolis MN 55431

INTRODUCTION BY THE EDITOR: LESSONS FROM TOM MORLEY

Harry E. Salyards

Tom Morley's death came as a real shock. Tom was the first EAC'er I ever corresponded with, as a newly-minted member back in the winter of 1978-9; and he was the last man I talked with at the EAC convention in Cape Canaveral. In fact, I had brought my copy of his book on the 1794 cents for him to autograph--but almost neglected to follow through with my plan. Now, most certainly, his inscription is particularly cherished. Talking with him again, I realized how conflicted he remained over the future of large cent collecting. That in turn sent me back to the comments he published in *Penny-Wise* #76, January 15, 1980, in the aftermath of his experience at the first Garrett sale. Many of his concerns in 1980 remain quite legitimate concerns today--only more so!

After describing the sale as a "sideshow for the curious, the uninformed, the opportunistic, and the dreamers," he clearly implied that EAC'ers were in the latter camp, feeling "the presence of every known collector of large cents in that cabinet in the sky looking in." Passing over the "speculators" and their "totally disorganized bidding," and those dealers who promptly "jacked up the prices and grades, and [offered the coins for resale] without mention of pedigree," he came to the crux of the matter: "Where did this leave the average collector in EAC? Nowhere--that's where!" He went on, "So what does a legitimate collector do? Do we swim with it and eventually get used to living with it? Do we fight it by not buying anything else? Do we sell out and take up skin-diving? Or do we close our eyes and hope it all goes away? Not really very good choices."

Indeed. He personally purchased 14 large cents at Garrett I, paying a total of \$33,100. For me, back in '79, that made him a real high roller. Yet that was less than \$2400 per coin--33 of the 78 early date cents sold that November night brought more than that, including quite a number in five figures, and one six-figure coin. Tom could see where this was heading, and he wasn't pleased. Nor was he pleased for the "low grade collector...because, as the biggies go, it filters down to the culls: 1794 VF20 and porous at \$600; 1794 VF35 and recolored at \$1900--and on and on."

I think this sense that the price of nice coins was spinning out of control put the first damper on his large cent interest. I think his famous robbery put the second damper on it. That was when those same 14 Garrett large cent lots were stolen at the airport: there's a small curbside altercation--his attention is distracted--cab drives off with coins still in a box on the back seat. It made headline news in *Coin World*, as did the story of those coins' recovery, which was reprinted in that same January, 1980 issue of *P-W*. Well, don't believe everything you read, even in *P-W*. As Tom told me at EAC '82, that story of 'honest cabbie doing good' was pure spin, concocted as part of the terms of recovery of the coins...That airport altercation had been deliberate; numerous anonymous callers with "tips for a price" had been able to identify the coins during the period of time they were missing; they were even offered to one major New York dealer, "whose only comment was, 'Give them back.'" Understandably, the whole experience "left a bitter taste," in Tom's words. He added, "You know, I never intended to sell any of those coins--but after what happened, it wasn't the same. I've only got one of them left." This less than two and a half years later!

I personally don't think he ever got over that disillusionment. He told me at EAC 2000 that he stopped buying large cents when he started thinking of their prices as economic equivalents--"500 television sets, 350 refrigerators." He couldn't imagine starting the kind of collection he'd once undertaken, at today's prices--"You'd have to win the lottery--for 50 million, so you'd have 25 million to spend on the coins." So, his most recent collecting love was space memorabilia--"a lot more bang for the buck." But stay away from an EAC convention?--Never! Not when he could see all those collector friends again! Why, he'd even help organize it! And so he did. Now, if we could just put "more bang for the buck" back into large cent collecting, I'm sure one more departed collector "in that cabinet in the sky" would look upon us, and be pleased.

How Many Half Cents Are There?

William R. Eckberg

The United States Mint reported striking just under 8 million half cents between 1793 and 1857. There are no authoritative estimates of the number surviving. Cohen has estimated it at 1 million (12.5%) or more (personal communication from Frank Wilkinson). Breen estimated that 1/54 (about 1.8%) of the 1795-1796 Plain Edge mintage remains (1) and that about 1.5% of the 1793 mintage remains (2). He reported elsewhere that half cents survive at "1 1/2 - 6% for different dates and types" with no further explanation (3). Only one of these estimates appears to be supported by data, and none are useful. I have performed the study reported here to refine these numbers. The results show that it is possible to give a reasonable estimate of the size of the surviving half cent population and confirm that the survival of different types varies. The number of survivors is somewhat smaller than had been anticipated and the number from a given era in the mintage is proportional to the number of large cents surviving from the same era. To date, the database I have developed includes a random population containing more than 1% of the estimated surviving half cents.

The Random Population

For this survey, I have used the coins listed on the Internet auction site, eBay, between April 1 and May 31, 2000. I believe that eBay listings are most likely the best choice for such a survey. They come from coin dealers, collectors (specialist and non-specialist), antique dealers, metal detector users, individuals trying to get rid of the proverbial junk-in-that-old-shoebbox-in-the-attic, and even the occasional copper specialist dealer. Individuals who list coins on eBay come from all over the world, although nearly all of the listings of half cents come from the USA. Additionally, the coins listed on eBay are overwhelmingly circulated. Although mint state coins do appear, the hoards of mint state coins that have affected the high-grade populations of some dates do not skew these data substantially. Thus, the listings on eBay should truly represent the population of coins still in existence. Certainly the inventory of specialist dealers cannot be taken as a representative sample, as they are over-represented in rare and choice material. This is good for the specialist coin collector, but bad for the collector of statistical data! This approach avoids the argument that hoards that may be discovered do not represent the population as a whole (4). The variety of sources for eBay listings makes them even more representative than the total stock of dealers at major coin shows. It also has the advantage that the coins can be attributed at one's leisure without annoying dealers by spending hours attributing unpicked coins in their inventories. To simplify the data acquisition, I have used only those half cents that are listed under the "Half Cents" category. A few (well under 5%) are listed under other categories (presumably erroneously), and these are not included in this study. Finding these last few would have required extensive daily searches and increased the likelihood of duplication and other errors. Coins that in my opinion had a high probability of being counterfeit were not included. There were a few. *Caveat emptor.*

I attributed each coin listed from the photographs provided by the sellers. Where photographs were not provided or were inadequate for attribution, the coins were assigned by date but not by variety. In some cases, sellers were asked to provide additional images to make the attribution more accurate. Most complied or at least tried

to. The coins unattributable as to variety represent less than 15% of the total, although they are not randomly distributed by date.

Statistical Approach

Breen used survivorship estimates to conclude that approximately 1.8% of the half cents struck in 1796 still exist. *The method developed and used herein advances Breen's. My approach incorporates an independent statistical sampling of the surviving population, and thereby turns Breen's assumptions into testable hypotheses.* This approach can be applied to any coin population about which sufficient basic information is available to allow a basis for interpretation and for which a sufficient population is available to allow a meaningful statistical analysis.

What are the limitations to this approach? First, the same coin may appear more than once. I have noticed single coins listed as many as five or six times. This limitation, of course, applies to any sampling technique that is used to obtain data over a period of time. In this case, however, its impact is limited as the coins that do not sell usually reappear quickly and are thus relatively easy to spot. I have tried to minimize multiple entry of the same coin, but the human memory is not infallible.

Second, I assume that the rarity ratings that are generally accepted are reasonably accurate, though absolute precision is not essential. These ratings have been taken from CQR and the 1/200 Survey and are generally accepted. The categories are somewhat arbitrary, however, and there is disagreement over some of the estimates. If the R2/R1 boundary is taken to be at 2,000 coins, when the predicted survival of a coin is close to 2,000, the rarity of that coin is uncertain, and the selection of a rating is arbitrary. Also, there is considerable variation in the number of survivors of different R1 coins. For example, the 1804 C13 is found more than twice as frequently as the average R1 coin and almost five times as often as some. In most but not all cases, the rarity ratings have been confirmed by this study. These data will be presented in future articles.

Third, edge and planchet varieties (subvarieties) obviously cannot be distinguished from obverse/reverse photographs. Consequently, all of the a/b/c variants of 1794, 1795 and 1797 are listed as single varieties. For example, the 1797 C3a (plain edge), C3b (lettered edge) and C3c (gripped edge) are all listed as C3. This eliminates only the rarest varieties and does not affect the statistical conclusions.

Fourth, there may have been selective destruction of a particular date or variety. It has been reported, for example, that many half cents were melted at the Mint in 1857. Accordingly, it has often been assumed that the 1857 is less available than other Coronet half cents, but there has been no data to support such a conclusion. It is equally possible that whatever half cents were melted in 1857 represented several dates. While it can be difficult or impossible to judge whether this has happened in most cases, such variation can be minimized by combining dates into groups. For this study, I have combined the half cents into the following six groups: Lettered Edge (1793-95), Plain Edge Liberty Cap (1795-97), Draped Bust (1800-08), Early Classic Head (1809-11), Late Classic Head (1825-35) and Coronet (1849-57). All of these transitions occur at major design changes or after substantial intervals during which half cents were not coined, so it is unlikely that varieties of one group would be included in the calculations for any other group.

Fifth, the population might be expected to be under-represented in rare varieties and those under heavy pressure from die state collectors. Certainly, many of the rarest coins

are impounded in long-term collections, and the 1804 C6 (for example) is known in many distinct die states, all of which are collected avidly. There are enough serious half cent collectors that few coins of R5 or higher are available for sale at any given time, and most of those seem to be in the inventories of specialist dealers or in major auctions. Indeed, no R6 or R7 coin has yet shown up in the database. Since the R6 and R7 coins are estimated to be only about 0.1% of the total, it would not be surprising that none has appeared. The 1804 C6, though, is represented by far fewer examples than would be expected of an R2 coin. The overall impact of such skewing towards the more common varieties can be tested. By definition, the populations of varieties increase by a factor of approximately 3 from each rarity value to the next. Thus, there should be 3 times as many coins of the average R3 variety (201-600) than the average R4 (76-200), 3.3 times as many coins of the average R2 variety (601-2000) than the average R3, and so on. I have tested this relationship with the results shown in Table 1.

Table 1. Appearances of coins of different rarities in the database

	R1-	R1	R2	R3	R4	R5	R6	R7	total
N varieties	4	27	15	21	5	8	6	1	87
N coins	272	881	170	79	6	2	0	0	1410
average	68.00	32.63	11.33	3.76	1.20	0.25	0.00	0.00	
±SD	5.89	11.89	4.72	2.53	0.84	0.71	0.00		
% of total	19.3	62.5	12.1	5.6	0.4	0.1	0.0	0.0	100.0

I have included the “R1-” category recently proposed for the particularly abundant large cents (7). Since the data in the table represent about 1.1% of the surviving population of half cents (see below), an average of about 6,000 of each of these varieties persists. They are about twice as common on the average as the other R1 coins, and their population is clearly distinct from that of the other R1s. As their survivorship has no upper limit, they were excluded from the analysis.

The data for the R1-R4 coins are best fit to a regression coefficient of 2.99. Given the somewhat arbitrary decision as to the exact rarities of some coins, this is remarkably close to the expected 3.0. It also suggests that our prediction that rare varieties would be under-represented on eBay is incorrect, at least through R4. Including the R5 category slightly increased the coefficient, but the sample size of the R5 category (2 coins) is too small to be useful. In any case, the combined population of the R1-, R1 and R2 coins is about 94% of the total. *Thus, any possible over-representation of scarce coins in half cent collections and copper dealer inventories has a negligible effect on the accuracy of my estimate of the overall surviving populations.*

There are 87 varieties in this database instead of the 88 that would result from the exclusion of edge and weight variants because I have also excluded the 1831 C1 (R6), which I consider to be a proof-only issue. Since no examples of this issue have appeared in the database, adding it would not have affected the data.

The Most Common Half Cents

Which varieties are the most common? In circulated grades, the most common variety is the 1804 C13. This coin makes up about 6% of the database. If the surviving population of Draped Busts represents 1.2% of the original mintage (see below), there must have been about 600,000 struck of this variety. This number seems surprisingly

large, but there is no known rationale for alternative interpretations. The C13 is followed by the 1853, 1851 and 1834 (one variety per year). Interestingly, these four most common varieties make up nearly 20% of the total existing population of half cents. The 1853 and 1851 had the largest mintages of the Coronet series, which survives in the largest proportion as a whole. The 1853 had the second largest number certified by PCGS and NGC in Mint State of the series, following the hoard variety of 1855.

The 1835 (both varieties) and the 1828 C3 are almost certainly equally common, but many examples of these dates were not illustrated by photos and so could not be attributed adequately. Each of these coins is also common in high grade from large hoards. PCGS and NGC have together certified nearly 700 each of the 1828 C3s and 1835s in Mint State. They are almost entirely derived from the Collins and Sears hoards.

The 1855 is also very common despite a mintage of less than 57,000. It is over-represented in the database, appearing almost twice as often as expected based on its mintage relative to the other varieties in the series. It is the only Coronet half cent that is over-represented in the database. Evidently, almost 10% of those minted survive. It is probably R1 in grades of MS/AU, alone. There have been over 1,000 of these certified by PCGS and NGC. Some of these doubtless represent resubmissions, but if even half of them are unique coins, 10% of the surviving population has been slabbed as Mint State by these two grading services. I will examine this issue in detail in a followup article that will appear in the September issue of *P-W*. *All other Coronet half cents survive in proportion to their original mintage. This strongly argues against the notion that there was any selective melting of Coronet half cents.*

Survival of Half Cents by Type

Table 2 gives the estimated survival of the major half cent types based on eBay auction appearances. Note that the number observed is about 1.1% of the estimated population. Analysis of these figures by date (and sometimes variety) will follow in subsequent *P-W* articles.

Table 2. Relative surviving populations of different Half Cent types.

	mintage	number observed	# observed /1000 minted	estimated coins surviving	% survival
Lettered Edge	142,534	50	0.351	4,300	3.0
Plain Edge	240,448	40	0.166	3,400	1.4
Draped Bust	3,419,822	479	0.140	41,000	1.2
Early Classic	1,432,712	177	0.124	15,100	1.1
Late Classic	2,203,000	593	0.269	50,700	2.3
Coronet	544,510	301	0.553	25,700	4.7
Totals	7,983,026	1,640		140,200	1.8

How precise are these estimates? Any conclusion about population size from sampling requires reasonably accurate information about some part of the population. Fortunately, the surviving population of Lettered Edge Liberty Cap half cents is known with reasonable accuracy. From the individual rarities of the varieties, the surviving population of 1793 half cents is about 1,000 from an original mintage of 35,334. Consequently, about 3% of the original mintage survive. By similar calculations, examples of the 1794 and Lettered Edge 1795 can be shown to persist in the same

proportions. Therefore, these varieties can be grouped to give a larger sample size and thus greater statistical validity to the final conclusions. This value is certainly accurate within $\pm 10\%$, so the estimates of the other surviving populations are almost certainly accurate within $\pm 10\%$. With these limitations, we are in a position to calculate the surviving populations of half cents. As shown below, we can confirm the validity of the estimates independently.

Estimated survival data are rounded to the nearest 100. The data do not permit further precision. These data were calculated by first determining the number observed per thousand minted and then multiplying that value by the number minted in thousands. The estimated percent survival was calculated by dividing the estimated survival by the mintage and converting to percent. The data are summarized in Table 2.

Statistical Tests

Table 2 suggests that the survival rates of the Plain Edge, Draped Bust and Early Classic types appear to be similar and 1-1.5% of the total. The values for the other types range from 2-4-fold higher. We can test whether or not these numbers are significantly different from one another.

The simplest statistical test that can accomplish this is called the χ^2 (chi-square) test. Table 3 illustrates the χ^2 for these data. χ^2 is calculated as follows: $(\text{number observed} - \text{number expected})^2 \div \text{number expected}$. The number expected equals the decimal fraction of the total mintage multiplied by the total number observed. Since we are comparing six different categories, we have $6 - 1 = 5$ degrees of freedom. The critical value for χ^2 at $p = 0.05$ and 5 degrees of freedom is 11.07. *Since the sum of our χ^2 values is much larger than this number, we can conclude with much more than 95% confidence that the relative numbers of survivors of the major types differ.*

Table 3. Chi-square analysis of the survivors of the major Half Cent types.

	mintage	% of mintage	expected	observed	χ^2
Lettered Edge	142,534	1.8	29.3	50	14.659
Plain Edge	240,448	3.0	49.4	40	1.788
Draped Bust	3,419,822	42.8	702.6	479	71.135
Early Classic	1,432,712	17.9	294.3	177	46.772
Late Classic	2,203,000	27.6	452.6	593	43.571
Coronet	544,510	6.8	111.9	301	319.798
Totals	7,983,026	100.0	1640	1640	497.723

By a similar analysis, we can test whether or not the Plain Edge, Draped Bust and Early Classic survival ratios differ from one another. The results are shown in Table 4.

In this case, there are three categories, so we have two degrees of freedom. The critical value of χ^2 for the same probability and two degrees of freedom is 5.99. Since the calculated value is less than 5.99, the data give us no reason to suppose that the surviving fractions of these types differ from one another. *Therefore, survival of these types is proportional to the original mintage.* This population represents almost 65% of the total mintage of half cents.

Table 4. Chi-square analysis of the survivors of the Plain Edge, Draped Bust and Early Classic Head Half Cent types.

	mintage	% of mintage	expected	observed	χ^2
Plain Edge	240,448	4.7	32.9	40	1.552
Draped Bust	3,419,822	67.1	467.3	479	0.290
Early Classic	1,432,712	28.1	195.8	177	1.804
Totals	5,092,982	100.0	696	696	3.646

Corroboration of the Survivorship Estimates

The estimate of the survival of the plain edge population is slightly lower than that estimated by Breen (1). However, his calculations were skewed, because he considered only the coins minted in 1796. While most of these were dated 1795, the two 1796 varieties were also included. They have been considered rare for more than 150 years. As early dealers and collectors specifically saved them, the surviving population is over 100 (>7% of the mintage). Also, these issues survive in unusually large numbers at high grade. Therefore, Breen's selection of the 1796 issues as his reference almost certainly makes his estimate too high for the type.

Breen's estimate that only 1.5% of the 1793 half cents remain is also inaccurate. A 1.5% survivorship from a mintage of 35,334 gives a surviving population of 530, or an average of only 133 examples of each variety. This value is definitely too low. All four varieties are R3, so the population surviving is more than 800.

Although the calculated survivorship values presented here depend on the assumption that the reported rarities of the Lettered Edge varieties are accurate, we can check the accuracy of these numbers independently by calculating the expected survivorship of the 1810 and 1811 issues. The surviving fractions of the 1809, 1810 and 1811 are similar (to be published in *P-W*). From Table 2, we can see that about 1.1% of these specimens remain. For the 1810 issue, that would be approximately 2,300 specimens. This is consistent with both the reported rarity rating (low R2 or high R1) and the number observed in the database. Similarly, the calculated remaining population from 1811 is 700, consistent with the combined rarities of the two varieties (high R4 and R3) and the number observed.

Thus, this approach provides data that allow us to make valid estimates of the surviving fractions, not only of the entire half cent population, but of different types within the population. As the database continues to grow, it will be possible to give better estimates of the rarity ratings of some varieties, and in some cases at least to identify specific delivery dates with specific varieties. Articles doing so for the half cents of 1809-11 and 1803-08 are being written for upcoming issues of P-W.

Conclusions

In principle, the approach used here could be used to examine the surviving population of large cents or any other type of regularly traded coin. However, development of such a database for large cents would be a much larger undertaking, as their mintage vastly exceeds that of the half cents.

The estimate here obtained is a full order of magnitude lower than that proposed by Cohen and is lower than I had expected. However, the surviving fractions are very similar to those suggested by Breen (3) and those of large cents from the same eras (5, 6,

7, and personal communication from Craig Sholley). Consequently, these values should not be surprising and are probably quite accurate.

For years I have been suggesting that if 5% of the original mintage survives, there are fewer genuine half cents of all varieties combined than there are genuine 1909S VDB Lincoln cents. The data show that even this estimate was very generous. The number is about 1/3 of the number of 1909S VDBs and also considerably less than that of 1916D Mercury dimes. The surviving population of the commonest half cent, the 1804 C13, is only 2% of that of the 1909S VDB. Thus when we describe any half cent as "common" it is important to emphasize that the term is used relatively. All half cents are rare coins (8).

Literature Cited

1. Breen, Walter, 1984. *Walter Breen's Encyclopedia of U.S. and Colonial Coins*.
2. Breen, Walter, 1983. *Walter Breen's Encyclopedia of United States Half Cents 1793-1857*.
3. Breen, Walter, 1980. From junk to gems: half cents then and now. *Penny-Wise XIV*, 81.
4. Sholley, Craig, 1998. Sampling, statistics, and rarity estimates. *Penny-Wise XXXII*, 18.
5. Salyards, Harry, 1992. Thoughts on the rarity ratings: 1801-1807. *Penny-Wise XXVI*, 159.
6. Henry, Red, 1994. A new angle on the rarity ratings: cents of 1801-1807. *Penny-Wise XXVIII*, 200.
7. Manley, Ron, 1994. Back to basics: rarity estimates of the 1801-1807 and 1808-1814 cents. *Penny-Wise XXVIII*, 396.
8. I wish to thank Ron Manley and Craig Sholley who read draft versions of this manuscript and made valuable recommendations. Ron independently came up with the idea of mining eBay listings for such a database. The research that led to this article was inspired by a lengthy discussion he and I had in the Tiki Bar by the pool at EAC 2000.

Ron Manley, EAC #3909

300 Turnberry Circle

Brentwood, TN 37027

Now available for Sale: "The Half Cent Die State Book: 1793-1857".

This 300-page hardbound reference book was the winner of the 1999 EAC Literary Award and the 1999 NLG "Best U.S. Coin Book" Award. Edited by Bob Grellman, it is packed with new and updated information on all business strike half cent varieties. Separate obverse and reverse descriptions are provided for each die state. Also included are over 250 plated die states, emission sequence revisions, rarity estimates, reverse rotation data for each variety, references to major copper sales, blundered edge examples, and more. Large photographs (3-inch diameter for varieties; 2-inch diameter for die states).

\$70.00 postpaid (autographed on request)

ORIGINAL MINTAGES OF THE 1797 AND 1800 HALF CENTS

Ron Manley

Introduction

The authors of the two most widely used half cent reference books, Roger S. Cohen, Jr. and Walter Breen, were in disagreement about the original mintages of the 1797 and 1800-dated half cents. This disagreement stemmed principally from differences of opinion about the dates on half cents delivered in spring of 1800.

Cohen and Breen agreed that the 107,048 half cents delivered in calendar year 1797 bore the 1797 date. No deliveries of half cents were reported in 1798. However, Mint records show that 12,170 were delivered in spring of 1799. These deliveries were made as follows:

1797 April 24	17,280
April 29	10,000
April 29	8,600
May 2	17,280
May 3	17,280
May 6	18,000
May 8	18,608
1799 April 16	3,530
May 13	8,640

As no half cents are known dated 1798 or 1799, both authors believed that the half cents delivered in 1797 and 1799 were dated 1797. Specifically, they considered these deliveries to have consisted exclusively of 1797 C1 and C2 half cents (these two varieties share a common reverse). *Thus, the combined mintage of 1797 C1 and C2 half cents totaled 119,218 coins.*

However, Cohen and Breen differed on the composition of the 211,530 half cents delivered in calendar year 1800. These deliveries were made as follows:

1800 April 29	5,750
May 16	2,872
June 5	12,356
September 17	12,000
September 18	12,000
October 4	2,000
December 5	32,000
December 10	27,000
December 12	105,552

Cohen opined "that those delivered through May 16 were Variety #3 of 1797, and were made from rolled-out Large Cents. These amount to 8,622". Variety #3 includes the 1797 C3a

(plain edge), 1797 C3b (lettered edge), and 1797 C3c (gripped edge) varieties. Collectively, these are known as 1797 Low Heads. Cohen also concluded “that 202,908 dated 1800 specimens were struck on 12,356 rolled-out Cent planchets and 190,552 Boulton planchets” (1). Clearly, the 12,356 half cents he referred to were those delivered on June 5 and the 190,552 1800-dated half cents were those delivered September-December.

Breen agreed with Cohen that the 8,622 half cents delivered through May 16 were 1797 Low Heads but he felt that most of the 12,356 half cents in the June 5 delivery were also. However, Breen added that “At least some of these were dated 1800; the evidence is that at least four 1800’s have been seen with cent undertypes, with two of them showing 1798 dates”. He later added “These must have formed only a tiny minority of the 12,356 delivered on June 5, 1800” (2). Thus, Breen believed the 1797 Low Head mintage totaled nearly 20,978 pieces, not 8,622 as proposed by Cohen. These were all struck on “spoiled cent” planchet stock and delivered from April 29 through June 5, 1800.

One might conclude that since Roger Cohen’s mintage figures for the 1797 and 1800 half cents (127,840 and 202,908 respectively) are quoted in such standard numismatic references as “The Red Book” and Ron Guth’s “Coin Facts” Internet web site, that they are generally accepted and believed correct. It is now possible to show that Cohen underestimated the 1797 Low Head mintage and that, as a result, his mintage figures for 1797 and 1800 half cents are wrong.

The 1797-dated mintage

Bill Eckberg has recently made a statistical study that provides good estimates of half cent survival rates by type (3). Eckberg determined that ~1.5% of the “Plain Edge” half cents dated 1795-1797 survive (including all 1797 Low Heads, regardless of edge device). He further concluded that ~1.2% of the Draped Bust half cents dated 1800-1808 remain extant.

At a 1.5% survival rate, ~129 Low Head specimens would be expected to survive if Cohen’s mintage figure of 8,622 was correct. From the Low Heads’ rarity ratings (R3 for 1797 C3a, R4 for 1797 C3b, and R7- for 1797 C3c), there must be a *minimum* of 287 Low Head survivors (201+76+10) from all varieties combined. Clearly, far more survivors exist than expected from Cohen’s presumed mintage figure. Indeed, at a 1.5% survival rate, one can estimate that at least 19,100 Low Head half cents were originally minted!

If the 12,356 half cents in the June 5, 1800 delivery were actually 1797 Low Head half cents (possibly including, as Walter Breen believed, a “tiny minority” of 1800-dated specimens on spoiled cent stock), the true Low Head mintage would be about 20,978 half cents. This number is in excellent agreement with the 19,100 mintage calculated above. Using Eckberg’s survival rate of 1.5%, ~315 Low Head half cents are estimated to survive. Again, this number agrees quite well with accepted rarity ratings.

From die state evidence, it is known that the first Low Heads were struck on lettered edge planchets (2,4). A failed experiment using gripped edge planchets briefly followed. These edge devices were then abandoned in favor of a return to a plain edge for the remainder of the half cent

coinage. Thus, it would be reasonable to conclude that the 5,750 half cents delivered April 29, 1800 were lettered edge (1797 C3b) specimens. The 2,872 delivered May 16 likely included all the rare gripped edge (1797 C3c) pieces, as well as ~2,000 plain edge (1797 C3a) coins. The 12,356 in the June 5 delivery would then have been mostly C3a's--although a few hundred C3b's were almost certainly present (struck on leftover lettered edge planchets).

Using Eckberg's 1.5% survival percentage, ~1,790 1797 C1 and C2 half cents are expected to survive from the original 119,218 minted in 1797. The individual 1797 C1 and 1797 C2 mintages can now be estimated.

Current die state and die rotation evidence establishes that the 1797 C1 mintage ended before the 1797 C2 mintage began (4). However, Walter Breen believed the 1799 deliveries consisted exclusively of LDS 1797 C1 half cents, struck with a shattered die (2). If true, these coins presumably were not delivered earlier because of their poor quality. If we accept Breen's assessment of the 1799 deliveries and if the first five 1797 deliveries consisted of 1797 C1 half cents, then the original 1797 C1 mintage was 82,610 half cents. It would follow then that the 36,608 half cents in the last two 1797 deliveries were 1797 C2 specimens. This distribution yields an original C1:C2 ratio of 2.3:1. By again using Eckberg's 1.5% survival rate, the number of 1797 C1 and C2 survivors can be estimated at ~1,240 and ~550 half cents respectively. These numbers agree with accepted rarity ratings (R2 for 1797 C1 and R3 for 1797 C2).

The 1800-dated mintage

It is evident from the above discussion that the original mintage of 1800-dated half cents was about 190,552 pieces (202,908-12,356), as first estimated by Walter Breen. Based upon the 1.2% survival rate Eckberg determined for Draped Bust half cents, ~2,290 1800 C1 survivors should exist.

Apparently, the supply of spoiled cent planchets was severely depleted after the 1797 Low Head mintage ended. Nonetheless, a small number of 1800 C1 half cents are known struck on spoiled cent stock. Breen believed that these were included in the June 5, 1800 delivery of 12,356 half cents discussed at length above. This is certainly possible, but in my opinion, unlikely. It seems illogical that the Mint would have initiated 1800-dated mintage before June 5 with only a few planchets at hand--unless availability of new planchets was imminent.

A shipment of high quality Boulton & Watt planchets did not arrive until July 8--more than a month after the June 5 delivery (the last comprised of Low Heads). Over two more months elapsed before the next delivery of half cents on September 17. According to Walter Breen (2), "Archives records are absolutely clear that these and later deliveries . . . were *all on planchets from Boulton & Watt*" (italics mine). Although the vast majority of the 1800 half cents from these deliveries were struck on Boulton & Watt planchets, I do not believe all were.

In May 1996, a gem uncirculated 1800 C1 half cent from my State 1.0 was sold in Bowers and Merena's sale of the famed Louis Eliasberg collection. Its cataloguer, Mark Borckardt, wrote that he was convinced that it had been "struck on a planchet supplied by Boulton & Watt", due to

its surface quality, weight, and lack of undertype. This half cent undoubtedly was one of the very first 1800 C1 specimens struck. Thus, *Boulton & Watt planchets must have been available within a few days at most of when the 1800 C1 mintage began.* This finding indicates that 1800 C1 half cents (regardless of planchet stock) could not have been delivered before September 17.

If a significant quantity of 1800 half cents had been among the 12,356 delivered on June 5, the original Low Head mintage would have been inadequate to explain the number of Low Head survivors. Interestingly, Walter Breen estimated that, based upon the stated weight of the Boulton & Watt planchets, only 188,385 should have been in the July 8 shipment (although 191,786 were reported). Breen resolved this dilemma by calculating the average weight of these "remarkably uniform" planchets as a light 82.5 grains per coin (2). However, this author reported in a 1998 survey that surviving 1800 half cents on Boulton & Watt planchets averaged nearer the half cent standard weight, at 83.4 grains per coin (5). Thus, it seems that more half cents were delivered from September-December 1800 than there were available planchets. A possible solution to this renewed dilemma would be if a small quantity of 1800 half cents on spoiled cent stock were included with the vast majority on Boulton & Watt stock in these deliveries.

Although some 1800 C1 half cents clearly were struck on spoiled cent stock, we do not know with certainty their date of striking, number, or delivery date(s). Based upon the few EDS 1800 C1 survivors known (fewer still with cent undertype), those struck on spoiled cent stock must have numbered a few thousand at most. Breen concluded that these were delivered (and thus struck) in spring 1800 along with the 1797 Low Heads. I suggest logic and physical evidence indicates that they were struck sometime after June 5 and then delivered with the vast majority of 1800 half cents struck on Boulton & Watt planchets--possibly the final 105,552 delivered on December 12.

Summary

The numbers of original and surviving 1797 and 1800 half cents, as estimated by variety and date, are given in the table below.

Variety	Orig. Mintage	Est'd Survivors
1797 C1	82,610	~1,240
1797 C2	36,608	~550
1797 C3a/b/c	20,978	~315
1797 Totals	140,196	~2,105
1800 C1	190,552	~2,290

Sources

- (1) Roger S. Cohen, Jr., *American Half Cents--the "Little Half Sisters"*, 2nd edition (1982).
- (2) Walter Breen, *Walter Breen's Encyclopedia of United States Half Cents 1793-1857* (1983).
- (3) William R. Eckberg, *Penny-Wise*, Vol. XXXIV, No. 4, 2000 (submitted).
- (4) Ronald P. Manley, *The Half Cent Die State Book 1793-1857* (1998).
- (5) Ron Manley, *Penny-Wise*, Vol. XXXII, No. 2, 1998.

NEW JERSEY COPPERS, PART 47: MARIS 17-J, 17-K and 17-b

Ray Williams

Here I sit, pen in hand (Diane does most of my typing) preparing my first draft of this issue's Condition Census. What is it about the Maris 17 that I find fascinating? The 17 series is sometimes seen struck over other coins and is known on large and small planchets. Studies have been published about planchets, raw copper and minting equipment being moved from the Rahway Mint to the Morristown Mint, then later back to Rahway again. In the process, the planchets, which were originally taken from Rahway, never made it back to Rahway. What all this means, is that it is likely that Morristown dies struck both Morristown (large) and Rahway (small) planchets. It's also possible that Rahway dies may have done the same. The Maris 17-b is one of these possibilities.

On an unpleasant note, I can't look at a 17-b without recalling an unfortunate purchase. I ordered both a large and small planchet 17-b from a "dealer" who advertises in weekly classifieds. After receiving the coins, I quickly noted that they were large and small planchet 17-b's, put them in a drawer and went to a convention for 5 days. After returning, I had a chance to sit down and study these coins. To my astonishment, on the small planchet coin there were scrape marks which almost totally obliterated the date. I called him 2 days too late to take advantage of his return policy. He apologized but said he didn't think it would be right to take the coin back at this time. Out of hundreds of transactions with dozens of dealers, auction houses and collectors, I guess I'm fortunate to have this as my only negative experience. Enough warning! On to coins...

The Maris 17 obverse has a straight thick beam; the handles are thick and rounded at the ends. The date is evenly spaced and uses very small numerals. The legend has a period at the end, close to the "A", with the A's crossbar pointing to the bottom of the period. This obverse is paired with 3 reverses: J, K and b.

Maris 17-J

Maris 17-J, Bowers & Merena, Leonard J. Torok Sale
Lot 16



The Maris 17-J used a reverse die which seemed to last forever. I wouldn't be surprised to see a news release: "Sacagawea Dollar found muled with a Maris J reverse". The J reverse has been described in cc reports, so I'll only say here that it is easily recognized by its asymmetrical shield. Traditionally a Rarity 3, I strongly agree with Michael Hodder in his cataloging of the Griffee Sale (M&G 10/21/95, Lot 27) that the 17-J is an R-4. In the past 10 years, I've seen many 17-b's and 17-K's. I just

happened to notice the Garrett Sale (B&M 10/1/80) didn't include a 17-J, although there were two 17-K's and five 17-b's. Reread the Griffee Sale Catalog – it's packed with good info!

Maris #	Pseudonym	Condition	Pedigree
17-J	Northeastern Collector	EF	
17-J	D. Wierzba	EF	Stack's 3/94, Lot 318; Russ Smith
17-J	J. Lorenzo	VF	Frontenac Lot 128
17-J	A. Pietri	VF	
17-J	C. Schettino	VF	B&M Torok
17-J	K. Schlemmer	VF	Stack's 5/84; Hall
17-J	M. Wierzba	VF	B&M Quartette, Lot 1320; H. Garrett
17-J	C. Young	VF	B&M 9/95, Lot 3144
17-J	R. Moore	VF	J. Long
17-J	CA Collector #3	VF	M&G Barnes, Lot 325

17-J	Noted Mid-West Collector	F	
17-J	NJ Collector #4	F	
17-J	G. Lyman	F	B&M 1/94, Lot 95
17-J	L. Terrell	F	B&M 12/95
17-J	P. Scherff	F	Rescigno Lot 1567; Foreman Lot 1342
17-J	R. Williams	F	S. Hayden
17-J	NJHS	VG	
17-J	D. Palmer	VG	
17-J	S. Schaffer	VG	
17-J	G. Webb	VG	M&G Griffiee 10/95, Lot 27
17-J	F. McGrath	G	
17-J	NY Collector #4	G	
17-J	S. Tanenbaum	G	
17-J	Ocean NJ Collector	G	Stack's 3/94, lot 496; Russ Smith
17-J	Newark Museum	?	
17-J	ANS	?	

Maris 17-K

The Maris 17-K has traditionally been an R-4, but in this case I agree with Mike Wierzba's rating of R-3. This is again a gut feeling, I haven't personally seen over 200 of this variety. Let me take a minute to congratulate Mike Wierzba on the Condition Census printed in the last issue of P-W. He and Roger Siboni put in hundreds of hours of work on this project, and I have to assume Dennis Wierzba had a significant part also. The original Condition Census from the First New Jersey Copper Symposium has evolved into this list, a copy of which will be in my workbook when going to conventions!

The K reverse has been noted as being very scarce in it's early die state and not overstruck. In Rahway and/or Elizabethtown, these dies struck many host coins. I own one overstruck on a Connecticut M 11.1-E. Come to think of it, my favorite Connecticuts in my collection have all been damaged by New Jersey dies. Breen describes the K reverse as, "rather narrow wedge-shaped shield, base point sharp, chief points obtuse angles, the middle one high; pales of three." The only thing I have to add is that the shield has a close outline.



Maris 17-b, Bowers & Ruddy, The John W. Garrett Sale
Lot 1404

17-K	A. Pietri	EF	
17-K	M. Wierzba	EF	B&M Frontenac Lot 129
17-K	CA Collector #3	EF	Maris Plate Coin

17-K	Northwestern Collector	VF	
17-K	R. Hulbert	VF	D. Mituzas
17-K	Pacific Northwest Collector	VF	J. Lorenzo; B. Shonwalter, Homer Downing, 52 ANA
17-K	E. Kucia	VF	D. Valenziano; B&M 11/93 Lot 2018
17-K	J. Lorenzo	VF	Resigno Lot 1568; John Soderman
17-K	S. Martin	VF	
17-K	NY Collector #4	VF	
17-K	S. Schaffer	VF	
17-K	C. Schettino	VF	Picker (Privately)
17-K	K. Schlemmer	VF	Coin Galleries 4/85, Lot 1116
17-K	L. Terrell	VF	B&M 5/95
17-K	T. Madigan	VF	EANA 1/96 Lot 594
17-K	R. Moore	VF	Weinberg
17-K	Ocean NJ Collector	VF	
17-K	P. Scherff	VF	B&M 2/88
17-K	D. Wierzba	VF	
17-K	D. Wierzba	VF	Stack's 1/92 lot 107
17-K	R. Williams	VF	M&G Griffee Sale lot 29
17-K	Noted Mid-West Collector	F	
17-K	ANA Museum	F	
17-K	NJHS	F	
17-K	NJ Collector # 4	F	
17-K	R. Connell	F	
17-K	C. McDonald	F	T. Rinaldo
17-K	F. McGrath	F	
17-K	Maine Collector #1	F	Stack's 5/89 lot 1343; Foreman
17-K	Maine Collector #1	F	David S.
17-K	D. Wierzba	F	
17-K	R. Williams	F	Beymer
17-K	R. Williams	F	Trudgen
17-K	F. McGrath	VG	
17-K	D. Palmer	VG	B. Kesse; Anton
17-K	S. Tanenbaum	VG	
17-K	C. Young	VG	
17-K	K. Beukelaer	VG	
17-K	R. Williams	VG	
17-K	G. Lyman	G	
17-K	ANS (4 Coins)	?	

Maris 17-b

The Maris 17-b has traditionally been a rarity 3 and there it stays (for now, anyway). This variety is also known as the PLUKIBUS variety because the top of the "R" in PLURIBUS is not closed, and resembles a "K". Other characteristics are a small shield, with pales of four. The legend is punctuated with five pointed stars. In the condition census below, I've not listed the pedigree for two of the ones I own, for obvious reasons.



Maris 17-b, Bowers & Ruddy, The John W. Garrett Sale
Lot 1406

Maris #	Pseudonym	Condition	Pedigree
17-b	CA Collector #3	AU	Taylor lot 2178
17-b	NJHS	XF	
17-b	Northeastern Collector	VF	
17-b	J. Lorenzo	VF	Stack's 3/94 lot 320; Russ Smith
17-b	A. Pietri	VF	
17-b	C. Schettino	VF	Skalbe
17-b	L. Terrell	VF	Stack's 3/96
17-b	D. Wierzba	VF	
17-b	M. Wierzba	VF	M. Ringo
17-b	R. Williams	VF	J. Weeks
17-b	NJHS	F	
17-b	NJ Collector #4	F	
17-b	E. Kucia	F	Widok; Foreman 5/89 lot 1344; Picker Lot 190; Garrett-Ellsworth
17-b	Maine Collector #1	F	Pullen
17-b	NY Collector #4	F	
17-b	K. Schlemmer	F	Coin Galleries 4/85 lot 1117
17-b	S. Tanenbaum	F	2 Coins
17-b	D. Wierzba	F	
17-b	C. Young	F	Briggs
17-b	R. Williams	F	Lyman Allen's Coin World
17-b	Ocean NJ Collector	VG	
17-b	R. Connell	VG	B&M Dodson lot 3154; Ed Black
17-b	G. Lyman	VG	
17-b	F. McGrath	VG	2 Coins
17-b	Maine Collection #1	VG	Davison
17-b	D. Palmer	VG	Coin Galleries 8/86 lot 1407
17-b	New Hampshire Collector #1	VG	
17-b	C. Schettino	VG	S. Kalbe
17-b	Kansas Collector #1	VG	
17-b	R. Moore	VG	2 coins
17-b	R. Williams	VG	2 Coins, 1 mutilated at date

17-b	Noted Mid-West Collector	G	
17-b	Maine Collection #1	G	Stack's 9/87 lot 36
17-b	S. Schaffer	G	
17-b	K. Keukelaer	G	
17-b	K. Collector #1	G	
17-b	T. Madigan	G	C. Kirtley
17-b	P. Scherff	G	B&M 4/88
17-b	Todd G.	AG	Bob Vlack
17-b	Newark Museum	?	
17-b	ANS	?	7 Coins

If anyone knows the whereabouts of the Picker/JWG or Sherr 17-J's, or the H. Garrett or Norweb 17-K's, please let me know.

The next issue will cover the Maris 18 obverse varieties. Any thoughts or comments on these would be greatly appreciated. Also, please consider being a part of this condition census, and please keep the comments coming.

Ray Williams
924 Norway Ave, Trenton, NJ 08629
609-587-5929 raydianewilliams@juno.com

THE FIRST PUBLISHED STUDY OF LARGE CENTS, by "A.S." (1859)

Jim Neiswinter

Two events happened in the late 1850s that started the boom in cent collecting. The first occurred in 1857 when the government reduced the size of the large cent to the size we know today. The mint recalled all the large cents for melting and people realized they would soon be hard to come by. The second was the famous Edward Cogan sale of his date set of cents on November 1, 1858. This sale is given credit by Joseph N.T. Leveck "for the commencement of the furor for collecting fine cents and the paying of extraordinary prices for remarkable specimens". The account of this sale was written in newspapers around the country, and Cogan believed that the published result of this sale was the main cause of the great demand that arose for obtaining cents.

So when did the first study of cents take place and who made the attempt? I had always thought that Leveck was the first person to publish a worthwhile study of cents when his "Table Showing the Prices Paid for the Five Types of the 1793 Cent" appeared in the October 1868 issue of the American Journal of Numismatics. He followed that up in the April 1869 AJN with his famous plate accompanied by Sylvester Crosby's "United States Cents of 1793."

I now believe that the first study of U.S. cents appeared just four months after the Cogan sale, in the March 1, 1859 edition of the Boston Evening Transcript. The article, titled "About Cents," provided the first classification for the large cent series with particular attention paid to 1793. The author described eleven different varieties from that year. Even today it's easy to

match his descriptions to the Sheldon numbers for 1793. I also believe that these descriptions were so good that Sylvester Crosby used them as a basis for his Monograph in the AJN. Crosby greatly expanded the descriptions, but when I compared what he wrote in the AJN with the article in the Transcript I was amazed at the similarities. Compare the description for the first variety in both "About Cents" and Crosby's Monograph ten years later:

1859 1st – *Obverse a head with fine flowing hair, copied from the French ideal of Liberty; beneath, the date, with figures wide apart; above, the word 'Liberty'. Reverse an endless chain of fifteen links, inclosing the words 'one cent' and the fraction 1-100. Around it "United States of Ameri'.*

1869 No. 1 (with Revs. A and B). *A head of Liberty, with hair in fine locks flowing freely backward and downward. The letters of the legend are regular in size and spacing. The figures of the date are widely spread . . . Reverse A (for Obv.1) An endless chain of fifteen links enclosing the words One Cent and the fraction 1/100 . . .*

The similarities did not end with the first variety. Crosby, in his AJN Monograph, used some part of almost every description from "About Cents." And, except for one difference, he follows the same emission sequence exactly. The S10, which is the 6th variety in the Transcript article, follows the S6. This variety was Crosby's No. 8, and he placed it after the S9.

"About Cents" takes up two columns on the front page of the Evening Transcript and is signed A.S., Brookline, Mass. So who was A.S.? The first place I looked was in Dave Bowers' book on Augustus Sage and American Numismatics Before the Civil War. I checked the index for any A.S. from the Boston area and I found a reference, on page 60, to Dr. Augustine Shurtleff being one of the founders of the Boston Numismatic Society in 1860. The time is right and the place is real close, since Brookline is a suburb of Boston. Then, I remembered that I had seen this name before.

At the 1996 C.O.A.C. at the American Numismatic Society I gave a talk on J.N.T. Leveck, who was one of the pioneers of the study of 1793 cents. While doing research on Leveck, I came across his Book of Rubbings of 1793 Cents in the ANS Library. This book is a diary of his project of getting together all the varieties of 1793 cents to be photographed for the AJN plate. In the book he made rubbings of all the finest varieties submitted, included the names of collectors, descriptions, and comments on individual pieces. He began by using numbers to identify both obverse and reverse dies but, by the end of the book, no doubt influenced by Crosby, he was using letters for the reverse designations. Since the book is handwritten and difficult to read, I made a copy of the text so I could spend time studying it. There, on the last page, I found an entry that reads: *Dr. Shurtleff of Brookline Mass. Has a very fine No. 7 Rev. E of which the one in the photo is the identical one made from the original . . .* However this coin did not make it onto the plate.

At the end of the Monograph, there is a list of the proprietors of the coins that appeared on the plate. Leveck also lists the owners of a few other coins that were equal to those on the plate, but were not used. This is the only place Dr. Shurtleff's name appears in the Monograph – for being the owner of the second best 7 E. Nowhere in the AJN article is there any mention of credit given to Shurtleff or "About Cents."

I'm sure that the reason this study of cents was not lost to history was due to a short article in the February 1859 issue of the Historical Magazine. L.C. of Hartford, Conn. Authored "The Cent of 1793." He wrote that *There are two varieties of the cent which bears this date, one with a wreath around the words 'One Cent,' and the other, which I suppose to be the earlier die, having a chain surrounding the same words.* He also reprinted a paragraph from the Boston

Newspaper Argus on March 26, 1793: "*The American Cents (says a letter from Newark) do not answer our expectations. The chain on the reverse is but a bad omen for liberty, and liberty herself appears to be in a fright. May she not justly cry out in the words of the apostle, "Alexander the coppersmith has done me much harm; the Lord reward him according to his works!" It will be remembers that Alexander Hamilton was at that time secretary of the Treasury.* This is the exact quote that Crosby used to begin his AJN Monograph in 1869, although he credits Claypoole's Daily Advertiser, Philadelphia, March 18, 1793. Crosby used this quote as proof that the chain cent was the first type issued by the mint.

It is in response to L.C. that someone reprints the portion of the "About Cents" article on 1793 cents from the Boston Transcript in the April issue of the Historical Magazine. (The entire article was reprinted in the November issue). It's possible that the idea for this reprint lies with Jeremiah Colburn. Colburn was another founder of the Boston Numismatic Society, and Emmanuel Attinelli gives him credit for writing several articles on coins that appeared in the Magazine. However, I believe his articles were always signed with his initials. This reprint was signed 'Boston.'

The major requirement for a study of die varieties is having fine examples of the cents to study. I went back to Attinelli's Numisgraphics to see if Shurtleff ever put any coins up for auction. I found that he was a consignor to two Woodward sales. The first was Woodward's 5th sale in April 1863. This sale was comprised of the collections of five men from the Boston area. Besides Shurtleff, it included Colburn and Rev. Joseph Finnotti who were known cent collectors (Finnotti was also from Brookline). The 198 lots of large cents included eleven from 1793. (One of the chains in this sale was the 'periods' variety (S4), which the catalogue states are 'extremely rare.' Shurtleff was not aware of this variety when he wrote the article in 1859). I think that the assumption can be made that if Shurtleff didn't own all of the 1793 cents described in his article, maybe these men, or other Boston vicinity collectors, provided the cents for his study. There may even have been collaboration on the study and Shurtleff was elected to write the article for the Transcript.

The Levick/Crosby collaboration ten years later was on a larger scale. Levick announced his project in the October 1868 issue of the AJN. He solicited subscribers to send him all their '93s for a short time. He wanted to know of every existing variety because he intended to make his plate as complete as possible by showing each variety in the best possible condition. The ANS guaranteed the return of the coins. By 1869 five more varieties (S4, NC2, S14-16) plus one sub-variety (S11b or c) had been discovered. (The S7 and S12 were discovered by Crosby after 1869.)

What role, if any, did Crosby have in "About Cents"? Did he lend his '93s to Shurtleff? Did he even collect '93s at that time? In Numisgraphics, Attinelli wrote that his interest in numismatics began in 1867. Was he part of this group of collectors that formed the Boston Numismatic Society? A watchmaker by trade, he lived in Cambridge and had a shop in Boston. Whether there was collaboration on the Transcript article, or Dr. Shurtleff did it by himself, I think it is apparent that Crosby borrowed heavily from it.

SPRING.

Dip down upon the northern waters.
O sweet new year, dawning long.
The east coast of the continent,
Delaying long; delay long here.

What stays thou from the clouded snow,
Thy sweetest from the deeper place
Can trouble live in summer?
Or sadness in the summer moon?

Bring cheer, with thy forer-dew spins,
The little drops upon the northern waters.
Deep tulips dashed with icy dew.
Labouring, dropping, in the snow.

O, now, new year, dawning long,
Delays the snow in my blood,
And sends to burst the flag blue
And sends a fresher thro' this snow.

New feeds the last long streak of snow.
New burgeons every maze of quick
As about the flowering narrow, and thick
By silver spots like violet blue.

Now rings the woodland land and long.
The lilacs take on a lovelier hue.
And covered in snow, the flag blue
The lark becomes a nightingale now.

New breaks the lights on laws and led,
The fields are green, the hills are vale,
And milkier every dilly sea.

On winding stream or distant sea;
Now flow the summer waters.
In yonder green, green, and by
The honey birds, perchance their sky
Is full and broad, and in the air
From land to land, and in my breast
Spring wakes to me, and my regret
Is gone as April.
And lads and blossoms like the rest.

FOR THE TRANSCRIBER

ASPECT CENTS. The act for the establishment of the United States Mint was passed April 2, 1792, and it went into operation the same year.

1792—The first piece of silver for a cent, with a silver center, was struck in 1792, and the Dime and Half Dime in the same year—these seem to be no doubt, that the first regular issue of the currency was the cent of 1793. Of this there are eleven varieties struck in the following order:

1st—Obverse, a head with the flowing hair, copied from the French ideal of Liberty; beneath, the date, with figures wide apart; above, the word "Liberty." Reverse, an endless chain of fifteen links, enclosing the words "one cent" and the fraction 1/100, and the "United States of America." Edge divided into alternate sections of leaf work and milling.

2d—Same as first on obverse. Reverse, reads "United States of America," in full.

3d—Hair longer, and bust turning out to a six points, date close in the figures, and piece slightly larger.

4th—Obverse, head bolder in the features, hair flowing straight back, in long thick locks. Under the neck a twig, with three broad leaves, asy at right angles with each other. Large letters "ONE CENT" above. Reverse, a wreath of two branches, united by a ribbon, enclosing words "one cent." Around it "United States of America," below, the fraction 1/100.

Obverse and reverse both surrounded by a finely engraved line, near the edge.

5th—Hair a little fuller; leaves on the twig enlarged forward. Figures in the date, and letters in the word "Liberty" much smaller and closer together than in No. 4.

6th—Hair shorter in middle part of the head. Leaves on the twig much smaller and in position like No. 4. Reverse—leaves in wreath longer, and bow in knot shorter.

7th—Obverse, like No. 6, but the head, but the date on the twig quite small, and pointing symmetrically forward. Reverse—varieties slightly different.

8th—Obverse same as No. 7. Reverse differs in date, and the word "one cent" exactly in the center, instead of slightly above it, as before. Fraction close, in figures.

9th—Obverse like No. 8, except that the leaves on the twig are more pointed, and all-fifteen of them are above. Reverse—same in form and arrangement of the leaves.

10th—Precisely like No. 9, except that now, for the first time, the date is changed; and, instead of the device mentioned in No. 1, bears the words "ONE CENT" above, and "UNITED STATES OF AMERICA" larger, placed, with more of the bust, the half's rolled off from the forehead, and comes down, falling down over the back; on the left shoulder is the staff and Liberty cap; the right of the head is reversed; the hair is cut shorter and bound round the head with a fillet, which bears the word "Liberty," and thirteen stars appear around the margin; the bust is also shortened and without drapery. Reverse—The wreath becomes continuous, and the loop of the knot is on the left.

1800. Rarely found good.

1810. One die altered from 1800, afterwards a new die.

1811. One changed from 1810; one new.

1812. Several varieties, principally on reverse.

The position of the head is reversed; the hair is cut shorter and bound round the head with a fillet, which bears the word "Liberty," and thirteen stars appear around the margin; the bust is also shortened and without drapery. Reverse—The wreath becomes continuous, and the loop of the knot is on the left.

1800. Rarely found good.

1810. One die altered from 1800, afterwards a new die.

1811. One changed from 1810; one new.

1812. Several varieties, principally on reverse.

1813. Two varieties—on always good in the date, one generally poor in date, which is near the air on the right.

1814. One variety has the tail of the 4 crossed—
 —one without the cross.

1815. None struck. A good many counterfeits.

1816. Another change. The head is done up so as to resemble the head of the coin above the forehead, and bears "Liberty." The bust is cut shorter, and the stars, instead of being either side of the head, are continuous around it. Reverse, as before.

1817. A number of varieties, principally in position of date and stars. One has fifteen stars instead of thirteen;—the only year in which this occurs.

1821. Is somewhat ragged, and generally poor in condition. There is very little change from 1816 until we get to

1834. In this year there were three distinct lots.

1st—Like the preceding years.

2d—A smaller and very neatly executed head, with flat, round pointed ears, rim more finely milled.

3d—The edge is raised, and the stars are made small, and continue so from this time.

1st—Head like the preceding, but slightly so high.

2d—The fillet around the head projects in a sharper point, with less hair below it on the face.

1834. 1st—Like the preceding.

2d—Has the hair wavy on the top like the head of the 1816, and the hair has been here before plain. It now becomes beaded, and continues so hereafter.

1830. 1st—Like the preceding two years.

2d—Head rounds up above the fillet, and the hair projects on the forehead.

3d—The word "one cent" hair slightly wavy, and curls up over the base of the bust. Letters on reverse smaller.

1st—A smaller and more classic head, which continues till 1843.

2d—One with a large date and cut with small tail.

1842. Large and small date.

1843. 1st—Like the preceding.

2d—Reverse has much larger lettering, which continues to 1847.

3d—Reverse is changed for the last time, and date placed directly under it. The rim is made much thicker.

After this, with some trifling variations in the figures of the date, there is no change until 1869. When we find the large and small date again.

With one exception (1815) the cents furnish an unbroken series of united States coinage, the only one of our coins that does so. Hence it has attracted the notice of some detail. A perfect series of good specimens must always be an object of interest, and when the copper cent comes to circulate, it may be to some a cause of regret that they neglected to secure a collection with the rest of the year.

1869. The little Nickel, and the big White Man, are slowly but surely worrying the old copper-colored race out of existence. And it is a curious coincidence, that while one branch is perishing in the West, the other is being introduced to a new field in the East. The name of the one, and the semblance of the other, are to be perpetuated in the one set of all the place of the departed. A. S. S. W. Boston, Mass. Feb. 1868.

FRUIT AND VEGETABLE CULTURE

1899. The first of the various diseases of the season.

To which a few fruiting, chiefly on Medical.

Writings, M. D. Boston, Phillips, Sampson & Co.

Pratt Department. February has been quite a mild month, with the temperatures no lower than 20 below, and generally very favorable. It is thought for the greater part pleasant. Snow still lies upon the ground, though greatly reduced by the light frosts of the past few days. The indications are that March will be a much milder month than in 1858, and the spring consequently earlier.

Toward the last of the month out-door labor will be active. Even now grafting and pruning will be pushing vigorously. It is well to a great extent to do so, and this is the time when the demands upon the gardener's attention are the most urgent. All the plants that are to be made to concrete every care upon the heavy work of trenching and digging as soon as the weather will permit.

Grape Vines in the very early forced houses will now be ripening their wood, and little further will be generally to be done. The vines in the greenhouse will now occupy more attention, as they will soon be in bloom. Sprays often in good season, and the flowers will be open, and slightly raised the temperature. Top the vines two or three beyond the last, and if difficult about not intended for another year's crop, the vines in the open air should now be covered till the first of April, but the house should be well aired to prevent a premature starting of the vines in the open air, should now be pruned.

Peach and Fig Trees and Grape Vines in pots may now be planted in the open air, or in a succession of Fruit in June and July. Apple trees may yet be root-grafted.

It is well to commence sowing, beginning with the berries and figs.

Scions for grafting may be cut all the year, after which it will be generally too late.

Strawberry beds should be covered the last of the month, if the weather is mild.

Current and gooseberry bushes should be pruned early.

Insects should be looked after. Tar for the canker worm, and wash trees treated with the lime wash, will be in season.

Flower Department. March is a busy month. The greenhouse should now be fit with flowers, and, to keep up a full display, the plants should be removed to a warmer house or frame, and their place supplied with others coming into flower. The plants in the open air should be attended to, and increased attention should be given to the propagation of bedding plants, so that there may be a full supply when the time arrives for planting out. Herbaceous frames should have attention, and various seeds sown for supplying the flower garden.

It is well to commence sowing, beginning with the berries and figs. Scions for grafting may be cut all the year, after which it will be generally too late. Strawberry beds should be covered the last of the month, if the weather is mild. Current and gooseberry bushes should be pruned early.

Patagonians will still require much care; continue to cut the plants, and stop such as are intended for fruiting, or grandiflora, and stop abundantly. Young stock may be shifted for the last time. Fumigate if the green fly appears.

Azaleas will now be in their greatest beauty, except some of the late kinds. Young stock, intended for fruiting, or grandiflora, should have a shift into larger pots and a warmer situation. Water old plants liberally, and air freely and frequently. Watch the progress of the young growth in order to make compact specimens.

Camelias. Young stock, which requires shifting, may now be shifted. Fruit on decaying specimens, syringe often, and shade in very sunny weather. Inarching may still be done if the plants have good growth.

Camellias, in small pots, may now be shifted again into larger ones. Those wanted for fruiting, or grandiflora, should be shifted into larger pots, and the plants, when they can be protected from frost.

Japan Lilacs, potted early and now six or eight inches high, may be shifted into larger pots, and the plants, when they can be protected from frost. Root in the warmest part of the house, and do not be allowed to be pot-bound, but shifted often; old plants headed in and growing vigorously should be shifted into larger pots.

Clematises for late blooming may have their small shift into larger pots. Fumigate to keep them free from insects.

Monthly Cartonnages, now reported, will bloom abundantly till spring. Place them in the coolest part of the house, near the glass; water moderately and bend them off as much as possible.

Roots in the warmest part of the house, and do not be allowed to be pot-bound, but shifted often; old plants headed in and growing vigorously should be shifted into larger pots.

Bedding Plants of all kinds should be propagated this month. Straw plants do not bloom so early.

Plants in frames should be opened and aired every second day; pick off all dead or decaying leaves as soon as the weather will permit. Plants in the open air should be watered, and should be liberally watered, using liquid manure occasionally. Now is a good time to graft young plants.

Arrival of Steamer (AT NEW YORK) The screw steamer City of London, which was expected to arrive at this morning.

The steamer Europa arrived at 20 P. M. on the 28th inst. The steamer Europa, which was expected to arrive at this morning.

The steamer Europa arrived at 20 P. M. on the 28th inst. The steamer Europa, which was expected to arrive at this morning.

The steamer Europa arrived at 20 P. M. on the 28th inst. The steamer Europa, which was expected to arrive at this morning.

The steamer Europa arrived at 20 P. M. on the 28th inst. The steamer Europa, which was expected to arrive at this morning.

The steamer Europa arrived at 20 P. M. on the 28th inst. The steamer Europa, which was expected to arrive at this morning.

The steamer Europa arrived at 20 P. M. on the 28th inst. The steamer Europa, which was expected to arrive at this morning.

The steamer Europa arrived at 20 P. M. on the 28th inst. The steamer Europa, which was expected to arrive at this morning.

The steamer Europa arrived at 20 P. M. on the 28th inst. The steamer Europa, which was expected to arrive at this morning.

The steamer Europa arrived at 20 P. M. on the 28th inst. The steamer Europa, which was expected to arrive at this morning.

The steamer Europa arrived at 20 P. M. on the 28th inst. The steamer Europa, which was expected to arrive at this morning.

The steamer Europa arrived at 20 P. M. on the 28th inst. The steamer Europa, which was expected to arrive at this morning.

The steamer Europa arrived at 20 P. M. on the 28th inst. The steamer Europa, which was expected to arrive at this morning.

The steamer Europa arrived at 20 P. M. on the 28th inst. The steamer Europa, which was expected to arrive at this morning.

The steamer Europa arrived at 20 P. M. on the 28th inst. The steamer Europa, which was expected to arrive at this morning.

The steamer Europa arrived at 20 P. M. on the 28th inst. The steamer Europa, which was expected to arrive at this morning.

The steamer Europa arrived at 20 P. M. on the 28th inst. The steamer Europa, which was expected to arrive at this morning.

The steamer Europa arrived at 20 P. M. on the 28th inst. The steamer Europa, which was expected to arrive at this morning.

The steamer Europa arrived at 20 P. M. on the 28th inst. The steamer Europa, which was expected to arrive at this morning.

against Col. Hampton," he can be gratified, and at the same time, know why that course was adopted, by taking the trouble to peruse the masterly defence submitted by General Wayne to the court which acquitted him. As the court evidently believed it, I am compelled to respect it; and, I feel assured, "W. D." will also.

P. P.

CENT of 1793 (vol. iii. p. 46).—Your correspondent, "L. O.," is correct in stating that there is more than one variety of the cent of this date; but he will probably be surprised to learn that there are at least eleven varieties. A writer in the *Boston Transcript*, of March 1, 1859, describes them as follows:

"The act for the establishment of the United States Mint, was passed April 2, 1792, and it went into operation the same year; being more or less experimental until 1795.

"Although a small trial piece for a cent, with a silver centre, was struck in 1792, and the dime and half dime in the same year—there seems to be no doubt that the first regular issue of the currency was the cent of 1793. Of this there are eleven varieties struck in the following order:

"1st—Obverse, a head with fine flowing hair, copied from the French ideal of Liberty; beneath, the date, with figures wide apart; above, the word 'Liberty.' Reverse, an endless chain of fifteen links, inclosing the words 'one cent,' and the fraction 1-100. Around it 'United States of Ameri.' Edge divided into alternate sections of leaf work and milling.

"2d—Same as first on obverse. Reverse, reads 'United States of America,' in full.

"3d—Hair longer, and bust running out to a fine point; date close in the figures, and piece slightly larger.

"4th—Obverse, head bolder in the features, hair flowing straight back, in long, thick locks. Under the neck a twig, with three broad leaves, nearly at right angles with each other. Large date below, 'Liberty' above. Reverse, a wreath of two branches, united by a ribbon, inclosing words 'one cent.' Around it 'United States of America;' below, the fraction 1-100. Obverse and reverse both surrounded by a finely beaded line near the edge.

"5th—Hair a little fuller; leaves on the twig inclined forward. Figures in the date, and letters in the word 'Liberty' much smaller and closer. Reverse, same as No. 4.

"6th—Hair rather shorter in middle part of the head. Leaves on the twig much more slender, and in position like No. 4. Reverse, leaves in wreath longer, and bow in knot larger.

HIST. MAG. VOL. III.

17

"7th—Obverse, like the last in head, but the leaves on the twig quite small, and pointing symmetrically upwards. Reverse, varies slightly in wreath. 58

"8th—Obverse same as No. 7. Reverse differs in the wreath, and has 'one cent' exactly in the centre, instead of slightly above it, as before. Fraction closer, in figures. 59

"9th—Obverse like No. 8, except that the leaves on the twig are more pointed, and all incline forward. Reverse, wreath varies again in form and arrangement of the leaves. 511a

"10th—Precisely like No. 8, except that now, for the first time, the edge is changed; and, instead of the device mentioned in No. 1, bears the words 'One hundred for a dollar.' 511b

"11th—A much larger piece, with more of the bust; the hair is rolled off from the forehead, and combed smooth, falling down over the back; on the left shoulder is the staff and liberty-cap; the twig of leaves under the neck is omitted. Reverse, the wreath is much longer in the leaves, and the bow-knot is very different; the beaded line on both sides is preserved, and the edge is lettered as in No. 10. 513

"The varieties of this year, as above described, are distinguishable at a glance, in good specimens, which are, however, somewhat difficult to obtain. Nos. 3, 5 and 8, are the most common."

The writer in the *Transcript* also gives descriptions of three varieties of the cent of 1794, and four of that of 1795, with interesting particulars concerning subsequent issues.

BOSTON.

JOHN R. JEWITT (vol. iii. p. 88).—I have in my possession a copy of the book referred to by W. D. Its title is:

"Narrative of the | Adventures and Sufferings | of | John R. Jewitt; | only survivor of the crew of the | Ship Boston, | During a captivity of nearly three years among the | Savages of Nootka Sound: | with an account of the | Manners, Mode of Living, and Religious | Opinions of the Natives. | Embellished with ten engravings. | New York: | Printed for the Publisher." |

Then follow the names of the crew; all of whom, excepting two, were, on the 22d of March, 1803, barbarously murdered by the savages at Nootka—sixteen being foreigners, and ten Americans. Two of these, Abraham Waters and John Thompson, were from Philadelphia. John Thompson and John R. Jewitt escaped. Thompson died soon after. At the bottom of this page it says: "John R. Jewitt, the writer of the Journal from whence this Narrative is taken, and who at present, July, 1815, resides in Middletown, in the State of Connecticut."

the night of September 20, 1777, in Wayne's camp, about two miles southwesterly from the public house known as having the sign of Gen. Paoli.

At page 199, the Welsh township of *Tredyffrin*, in which the British were encamped, is erroneously written, "*Trydraffin*."

The *General Grey*, who figured in the *Massacre near Paoli*, was afterwards Sir Charles Grey and *Earl Grey*, grandfather of the present Earl, late Lord Howick. Irving writes the name "*Gray*," p. 200. At the same page, and also in the next (201), the officer "second in command," in Wayne's camp, on the night of the "Paoli Massacre," is named "Colonel *Hampton*." His name was *Humpston*. The writer of these notes knew him personally, when Adjutant-General of Pennsylvania, under Governor M'Kean. He was a citizen of Chester County. It is understood that Colonel *Humpston* was the officer who demanded a court martial on Gen. Wayne, for bad management that dismal night; though Irving relates that the "second in command," "by delay, or misapprehension of orders, and an unskillful position of his troops, had exposed them to be massacred."—Vol. iii. p. 201.

Whoever might have been to blame, it was certainly an unlucky affair. But the country could not afford to lose, or even to disparage, the services of GEN. WAYNE, and he was accordingly acquitted with honor. It is not known to the writer whether any official charge of misconduct was ever preferred against Col. *Humpston*.

W. D.

WEST-CHESTER, PENN. 1858.

MAJOR WALDRON'S CHAIR.—A correspondent of the *Boston Journal*, who signs himself "Sydney," in a letter dated Dover, N. H., Oct. 26, 1858, makes the following remarks upon this chair:

"There is quite a lively discussion abroad in regard to the identity of Major Waldron's chair, exhibited at the late State Fair. It is known as the chair in which Major Waldron, the patriot and soldier, was murdered by the Indians in 1689. He was then an old man. 'Q.' in the *Dover Enquirer*, supposed to be Rev. Alonzo H. Quint of Jamaica Plain (a son of Dover), an active member of the N. E. Historic Genealogical Society, thinks 'it is a joke, and that the Waldrons never would have parted with so valuable a relic.' Like many others, this family was compelled by circumstances to sell their property, and this chair was sold, April 14, 1821, at the administrator's sale, Hon. Asa Freeman, auctioneer, and bought by William Perkins, the father of the exhibitor, Michael R. Perkins, Esq. This is positive. Mr. Q. also says, 'It is an un-

doubted fact that his house was burned to the ground, with all its contents, including *this very chair*, etc.' His authority is Dr. Belknap, suppose. Hildreth says differently, that the house was not burned down, though set on fire. The belief in the identity of the 'auld relic,' is as substantial and solid as ever. However, it is a good nut for historians to crack—if they can."

THE CENT OF 1798.—There are two varieties of the cent which bears this date, one with a wreath around the words "one cent," and the other, which I suppose to be the earlier die, having a chain surrounding the same words. A specimen of the latter variety brought recently at auction in New York the sum of \$1 88.

In looking over the *Argus*, published at Boston, under date of Tuesday, March 26, 1788, I found the following paragraph:

"The American cents" (says a letter from Newark), "do not answer our expectations. The chain on the reverse is but a bad omen for liberty, and liberty herself appears to be in a fright. May she not justly cry out in the words of the apostle, '*Alexander the coppermith has done me much harm; the Lord reward him according to his works!*'"

It will be remembered that Alexander Hamilton was at that time secretary of the Treasury.

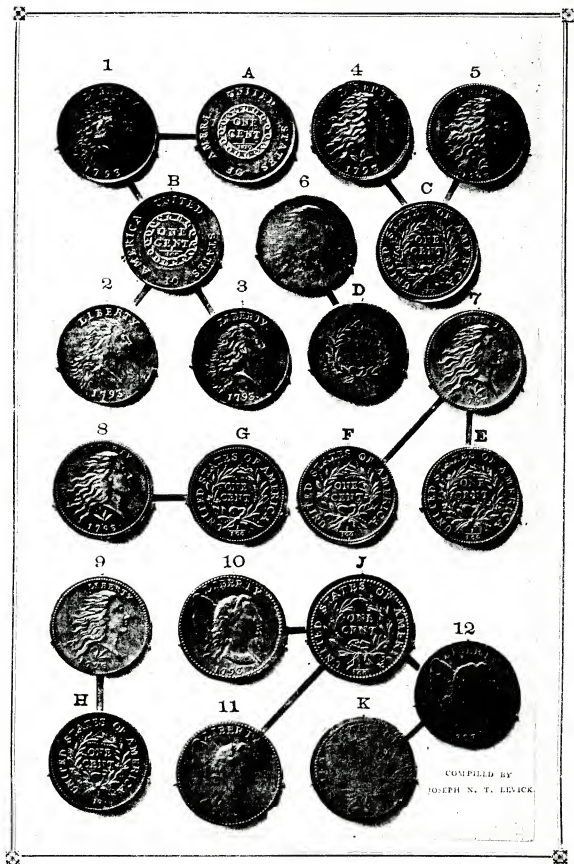
L. C.

HARTFORD, 1858.

SHUTTLEWORTH'S VOYAGE TO AMERICA.—From the *South Carolina State Gazette and Daily Advertiser*. Wednesday, December 1, 1784. Extract of a letter from London, Sept. 7.

"Mr. Shuttleworth is arrived at his elegant villa on the Thames, from his famous excursion to America in his own yacht. He has been gone 14 months, and in that time has traversed the coast of North America from the Gulph of Florida to Hudson's Bay. He went into 147 ports, and navigated every Creek and River, so that he has come home with, perhaps, the best set of charts of that extensive coast of any extant, and certainly with great knowledge of the manners of the people.

"The pleasures of this gentleman are very singular, but they are highly beneficial and praiseworthy. With a fortune of more than 20,000*l.* per an., he gratifies his love of travelling to excess, and for the last 14 years has, in his own yacht, made annual excursions to different parts of the world. This present vessel, the *Lively*, is about 140 tons burden. She is made fore and aft for accommodation. Besides the company in the cabin, she has about 25



COMMUNICATIONS CONCERNING THE EAC SALE

An Open Letter to the Membership of EAC

Fed Truex

There are two issues concerning the Board of Governors decision to award the EAC Sale to McCawley & Grellman Auctions. I feel these issues need to be kept separate and apart.

- A. The lack of respect and courtesy not afforded Tom Reynolds.
1. The Board, and especially certain members of the Board, showed lack of courtesy to Tom Reynolds; lack of respect for Tom Reynolds; complete disrespect for the dignity of Tom Reynolds. Tom has done the cataloging for the EAC Sale since 1993. He was not paid by EAC to do this, he volunteered. There is a tremendous amount of work involved in cataloging the Sale. Tom had to deal with his own coin business as well as the deadlines and cataloging for the Sale. It is not Tom's fault the Sale had "declined in quality". Any blame for a decline in the quality of the Sale should go to the Board of Governors and to the membership of EAC for not securing or making available to the Sale quality coins. Not giving Tim all available information in timely manner gives the appearance of "looking for a scapegoat". I hope this action was not precipitated by the robbery that Tom suffered after the 1999 EAC convention. One of the points that March Wells puts forth from the proposal by M&G to the Board was that the coins would be insured by the M&G insurance carrier. If the Board wanted to coins consigned to the EAC Sale to be insured, they could have taken the necessary action to do so. The timing of the Boards decision giving Tom the President's Award raises another question. Was it done to placate Tom? This was not the way to treat a respected member, volunteer, and supporter of EAC. I fully support Tom and his views with respect to awarding M&G the EAC Sale.
- B. The Board of Governors awarding a contract to M&G Auctions.

Why did the Board deem this action necessary? Is there any hidden agenda? Is the Board contemplating some project? Why does EAC need more money? Does this auction jeopardize the current non profit status of EAC? What are the M&G expenses? Does EAC or M&G decide what is an expense? Why did the Board of Governors solicit only one bid? Did the Board or any member of the Board instigate this proposal?

I will continue to ask questions about this transaction as long as I have questions, regardless of what the members of the Board of Governors think is detrimental to EAC.

* * *

A HOUSE DIVIDED DOES NOT STAND A Commentary on the EAC Sale

Greg Heim

Well, Tom Reynolds is out; Chris McCawley and Bob Grellman (M&G) are in whether I like it or not. No disrespect meant to Chris and Bob, but I do not like it. With that said, there is a lot that I do not like about this situation so that statement requires some explanation. In doing so, I will probably offend everyone at least once. This is not an impulsive, anger-laden commentary. I have done my homework, and weighed the evidence to the very best of my ability.

1. Giving Tom Reynolds the "boot"

The Board has to admit that from a public relations standpoint they handled this VERY poorly. I do not care what happened behind closed doors, but it had the APPEARANCE that Tom was given a nice (President's) award, then shown the door. It also has the appearance that the officers and a few board members of EAC were privy to a "deal" PRIOR to the start of the 2000 Convention.

The Board was reported as having voted unanimously to replace Tom. No details of the discussion were provided. What role, if any, did Tom's April 1999 theft play in the decision? Were there financial implications for EAC as a consequence of that theft that played a role in the decision?

Tom said he was never given a chance to come up with a counterproposal. Others to whom I have spoken say that Tom had been given two years, beginning with the 1998 board meeting, to make certain changes to improve the sale, but had refused to change. Despite Tom's inelastic positions of the past, he should have had sufficient time to come up with a counterproposal once M&G had one on the table EVEN IF THE M&G PROPOSAL WAS SOLICITED! This is something the Board owed Tom for all of the hard, gratis work he devoted to the catalog. In addition, they should not have put this item on the tail end of a long agenda.

Could Tom have cried foul even if the aforementioned occurred and the Board decided to go with M&G? Yes, but I do not believe he would have done so in the harsh way that we did in the May 15, 2000 P-W.

2) The Sale itself

With this change, the EAC Sale loses some of its distinctive character. But is the premise of the EAC Sale an outdated one? No, and yes.

A negotiable 10% seller's fee and a non-negotiable 10% buyer's fee is THE WORST part of this whole deal. For an "average joe" like me, this means I will see at least \$101.00 less for every \$1,000.00 of coins purchased.*

* Under the old sale arrangement, a coin hammering for \$1,000 returned a minimum of \$920 to the consignor. Under the new system, the same coin would only hammer for \$910 + \$91 buyer's fee. The consignor would then receive only \$819 (90% of \$910), thus a \$101 loss on every \$1,000.00 coin sold.

It also means that money will now go to EAC, and not me. If anything violated the premise of the sale, this could not be more blatant.

On the other hand, did the dynamics of the sale need to be improved? YES! I purchased a run of EAC Catalogs (1977-1990) off E-Bay for \$10 postpaid! The cataloging notwithstanding, this is a sad statement that past EAC catalogs are worth less than a buck. Surely the premier specialty club could put out a product of higher quality. The question is, did EAC sell out to do so? If the deal does not change, then the answer is yes.

3) Money, Money, Money, Money

Who needs all of this money? EAC has plenty of money and has no reason to implement a plan to line its coffers this substantially. It is also a great deal for M&G. Any semi-intelligent businessperson would jump at such an opportunity. As mentioned previously, the only people it is not good for are the backbone of EAC.

4) Conflict of Interest

Since Chris also deals in rare coins, this gives him an incredible outlet to sell more of his material. Did Tom have the same outlet? Yes, but he still had to pay non-negotiable buyback fees if his material did not sell. Now that the seller's fee is negotiable, this gives Chris a lot of latitude to include his own material in the EAC Sale. It also puts Chris in a position to control a much larger portion of the copper market. Chris and Bob will have to be VERY careful to keep an accurate accounting of items which go in the sale, as this whole operation will be under close scrutiny the next few years. I think even Chris would not argue that meticulous attention to detail is one of Bob's strengths.

This conflict of interest also extends to the Board. Several Board members have had their collections sold through Superior/M&G. This is the kind of issue that makes for very bad public relations, and should be addressed by those Board members in an objective fashion.

5) Now that I have explained myself—

It is time for some closure. I stated in Region 8 that this issue has the potential to cause a division in EAC. DO NOT LET IT!! Despite the politics (which occur in every organization), this club is the one of the best specialty clubs in the country. Who wants to go to a convention where half of the people do not talk to each other or look each other in the eye?

Voice your opinions and express your concerns to your representatives and the Board. At the same time, do your best to support EAC. Despite my displeasure with what has occurred, Lisa and I will still support EAC and the Sale for the good of the club. We ask you to do the same, for a house divided does not stand.

• *****

RAILROADING

Dr. Wallace Lee

Is this a railroad club, or is this still my EAC? My membership number is 594, which dates back to 1976. I have been an active collector over all those years, which means reading every word in Penny-Wise. After reading the last issue, I was really disturbed at the secretive manner in which the board handled the sale transfer to M&G. I found it very unfair and undemocratic. I would like to have the name of each board member and how they voted published in Penny-Wise. How could educated men be so belligerent as to "railroad" this idea into acceptance, without presenting the plan to the membership or at least having an open discussion?

I believe to be democratic about this proposal, that it should be tabled and a poll taken of the membership, if need be, to get an opinion of the club members as to their desires. If not, then it could be a complete flop if a significant number of club members decided to boycott the sale for the next two years. This controversy could also be very detrimental to M&G in their other endeavors...

Why didn't March Wells avoid this situation by openly discussing the proposal at EAC? The same goes for Chris McCawley and Bob Grellman, who surely could have foreseen [that this would generate controversy that could be unfortunate for] their future business!

Let everybody stand up and be heard. The board was heard, they had their secretive "say," and now they have to live with it—whether they're proud of it or not. My feelings are that [the votes of] a few should not overwhelm the rest of this organization when it is a controversial subject—I say, lay it on the table so we can all discuss it!

You may ask, why don't I become a board member and get more involved? [A good question] but in my case as in many others, we only have so much time. I am president of the Paper Money Collectors of Michigan as well as treasurer of the Fractional Currency Collectors Board, so you can see that I am "involved." I know the inner workings of each of these organizations, and neither of them does any "railroading."

Let's face this problem, and lay it on the table.

* * *

Phil Moore writes,

After reading the May issue of Penny-Wise, I would like to voice my opinion on the decision to replace Tom Reynolds as cataloguer of the annual EAC Sale. This is in support of Tom as cataloguer.

I attended EAC2000 and was unaware of what was in the works until the General Meeting on Sunday. At that time they presented Tom (in absentia) with the EAC President's Award for his outstanding efforts and contributions to the club. This was met with a standing ovation from the membership present. I thought that this was nice gesture for someone more than worthy of this honor. I wondered why he was not present. Then immediately after the award, the president announced that M&G would be handling the Sale for the next two years. I listened to the comments from the membership which were mostly negative, then Bob Grellman spoke about the advantages of having M&G do the sales.

Since Tom was not present at the meeting, March Wells suggested that each member go up to Tim and congratulate him personally. I did not feel it appropriate to congratulate him because it appeared that condolences were more in order. This award was apparently bestowed on him as a consolation. A person that has unselfishly given to the organization over the years like Tom has, is deserving of much more.

I kept minutes for the West Coast Regional Meeting at Long Beach in June and there was a discussion about this issue. The membership was largely against this change. Our chairman, Jon Warshawsky stated that the Board unanimously voted for this change, but he later conceded that he was unaware of the proposed change until it was presented at the Board meeting for a vote. I suspect many of the officers at the Board meeting were not aware of the proposed change just like Jon. These officers were not given an opportunity to study the proposal and make an educated determination, such as regional chairmen discussing it with their membership before voting.

In my opinion, Tom was treated unfairly by not being informed of this decision and not being given the courtesy to respond to the decision. Tom Reynolds is probably the most ethical dealer, inside or outside of EAC, I have ever had an opportunity to know and deal with. He has

handled the sales as well as anyone in the past and I personally don't feel that M&G change will improve the sale. The added percentage being changed will tend to hurt the small and "middle" collector (see May issue Introduction by the Editor) when consigning their duplicates. These small and middle collectors are the backbone of this organization and should continue to have voice in this organization.

I personally will remember this incident when it comes time to elect new officers and I hope the rest of the membership considers this for the future of the organization.

* * *

Ron Janowsky writes,

It was upsetting to me to read about Tom Reynolds and the EAC sale in the last issue of Penny-Wise (May 15, 2000). It seems to me that Tom was treated in a rather careless and thoughtless manner. I've known Tom for many years and have done a lot of business with him. He is an exceptional person and deserves better treatment.

The Board obviously felt it was necessary to make changes in the EAC sale format. However, I think Tom should have been advised of these changes and allowed to make a proposal of his own under the "new rules". Neither happened. I don't object to change in any matters, but feel we should respect those members directly involved, rather than just push them aside. Possibly the membership needs to express its opinion with regard to the sale changes. After all, the members support the EAC sale.

Tom is a valuable member of EAC. He has fine reputation, is an honest and fair dealer, has an extensive knowledge of early copper and is a major source of coins for many EAC members. There is no good reason to treat him with disrespect.

I hope matters don't "fun up" too much and hurt others. I am sure EAC can resolve this unrest and grow to be an even stronger organization.

* * *

Dan Demeo writes,

I feel compelled to write about the recent decision of the board to take the EAC sale away from Tom Reynolds, treating him shabbily in the process, and award it to M and G. I know and like all the parties mentioned and have a couple points which should be addressed by the Board of Directors.

First, M and G have a direct conflict of interest in handling consignments. Besides being in the coin business independently, they are joined at the hip with Superior (A-Mark) in providing copper to Superior's three large auctions each year. If I were in that situation and offered a good consignment, would I:

- a) secure it for inventory
- b) put it in a Superior sale
- c) put it in EAC?

The obvious answer is a), but failing that, I would put it in the auction which made me the most money the fastest. Obviously, coins consigned in July would not be held for next year's EAC, but how about a December consignment? Operating an auction also allows for

consignments from inventory and bidding where no buyer's fee need be paid. Somehow I fail to see how EAC will ultimately benefit from the new arrangement. I do see some value in better catalogs—in the tracing of pedigrees, it is always better to have more and better photos of the better coins. However, even with the better catalogs, pedigrees are frequently hidden or dropped, even in EAC sales, and I see no commitment here to change that situation.

My second point is that the Board seem to be concerned with making more money for the club and steering the club away from what it has been, a club open to all, and with appreciation for all. This is strange to me for a non-profit, educational organization, but then look at the major numismatic organizations, and ANA and ANS—they are strange, also. Though the club has not grown over the last 15 or so years, there seems to be a new emphasis on bigger, better, and longer for each National Convention. I have been to conventions where I walked through construction areas to get to my room—who cares, it's where the coins are, and I only use my room to sleep. Now I hear about more impressive venues, \$150 rooms, and deluxe catalogues for the sale. I hear that the Drawbridge Inn, the site of some of our best conventions (and sales, for that matter), is too old, too shabby. Sorry, I don't need a golf course, casino, pool, or gourmet restaurant to enjoy EAC. The pizza joint and Bob Evans' in Covington are just fine, as are the airport shuttle. I enjoy crowding around a table for dinner, or joining other EAC'ers for breakfast, because that's where you hear about what projects are in work, what Noyes, Sholley, Lusk are doing—the stuff I consider the true spirit of EAC. Vacation???—I usually come away from EAC exhausted, overloaded, with new things to look at on my own coins. We seem to be moving away from that, and it makes me sad. The more impressive and illustrated sale catalog seen only part of that.

Well, I've contributed my two cents worth.

* * *

Bill Eckberg writes,

It was nice to read the text of your paean to Tom Reynolds. You write beautifully and passionately, and I was as moved reading it as I was hearing it last April. What preceded that award at the Board Meeting and the fallout therefrom may not go away soon, though we all hope it does. It is not a good sign when the EAC Sale becomes a divisive and contentious issue in the club. Without commenting in any way on the individuals involved (all of whom I like and Respect), I would like to put down a few comments on the Sale, itself.

As to the issue of why EAC Sales don't get "more/better consignments", everybody has reasons why they should but none why they don't. There has been lots of hand-wringing, but nobody seems willing to put an obvious truth down on paper.

It's Econ 101 (or maybe 102). There are two kinds of \$100+ coins: common ones in nice condition and uncommon ones in any condition. Almost nobody advanced enough to be at an EAC convention is looking to bid for common stuff in low grade—there are more than enough R1 and R2 large cents and half cents to go around. That is why there needs to be a lower limit on the value of consignment coins in the sale. There are many EAC members who want lower priced stuff, but few of them go to the convention. The mail-bid section in this year's sale was designed to offer lower-priced material to that audience; I think this was an excellent idea and should be continued, but it has to be done as it is—as a separate auction without floor bidding.

The EAC Sale is closed-only members can participate. In closed sales to specialists,

the scarce and unusual goes high, the common in any grade goes cheap. EAC Sale attendees are not a good market for high-grade stuff unless it is also unusual (in which case there is a feeding frenzy), as most who are in attendance have high grade common stuff already. By contrast, if you have an odd die state of almost any variety or you cherrypick something rare or odd, there is no better way to profit from it.

In other words, the problem is not who catalogs the sale, who pays what commission, or what the catalog looks like, but how to attract THE RIGHT KIND of consignments. As long as the cataloger has the respect of the membership, the identity of the cataloger should not be a factor in attracting consignments.

We need to decide what we want the Sale to be. Here are a few options that have been discussed. There are arguments for and against each:

1. THE major copper auction of the year. Well fine, but then we would have to open it up to non-members to get better bids on choice, common stuff. As I understand things, that would jeopardize our tax-exempt status.
2. A place for members to trade off their duplicates. Again fine, but expect a small sale without many major consignments. This, I am told, is how it was in the "good old days"
3. A special auction for specialists. An interesting idea, but is it realistic to expect an annual auction of significant size of this type? We would have to hope that lots more gripped edge half cents (or the like) come out of the woodwork in the near future.
4. A money-maker for the EAC. See the answer to #1.

I have no personal axe to grind on this issue, but I am sure that we need to come to some kind of a consensus. We also need to do it in an open forum.

Thanks for allowing me to vent.

* * *

Ron Manley writes,

I find the discord being expressed by a number of prominent EAC members over the changes the Board voted to the Sale very troubling. Although I disagree with the Board's process, I agree with its decision. It is unfortunate that Sale cataloguer Tom Reynolds has taken the Board's decision personally. I congratulate Tom on his well-deserved President's Award and feel certain that each and every EAC member holds Tom in the highest possible regard.

I DO think a general announcement should have been made well in advance of the Board's vote on the Sale, either via P-W or EAC Region 8. It now appears the decision not to do so was a mistake. In hindsight (which is always 20/20). some members of the Board may even agree. However, I feel EAC President March Wells and the Board had only honorable intentions.

Regardless of whether I have attended our past Sales in person or not, I have always regretted that the catalogs lack photographs. This is NOT meant as any criticism of Tom's superb cataloging! However, "a picture is worth a thousand words". Besides augmenting verbal descriptions, photos are just plain fun and are useful for research purposes, including restoring pedigrees. Maybe, just maybe, even mail bidders will be more successful in these future Sales.

Is it wrong that M&G should profit from producing Sale catalogs (after 2002)? Not in my personal opinion. It was appropriate that the Board voted that M&G were to run the Sales as a two year experiment. M&G were criticized in P-W for taking financial advantage of C4 through its sales. I feel that issue is the business of the members of C4, not EAC. Personally, I believe C4 has benefited enormously through its close association with M&G (I am not a C4 member).

I am neither on the EAC Board nor financially associated with M&G. I AM an EAC member who cares about our club. Everyone wants the same goals— a healthy and successful EAC, a large, stable membership, less acrimony, and finally, greater participation and enjoyment. I look forward to future EAC Sale catalogs that M&G will put out.

* * *

Dennis Wierzba writes,

I am writing to share with EAC members the experiences that C4 has had with M&G Auctions. By way of introduction, I am currently C4 president and have been the chairman for each of our five conventions. I have, along with my son Michael, been responsible for organizing the auction lot viewing. As a result, I have worked closely with both Bob Grellman and Chris McCawley. Both are gentlemen of the highest integrity and have been a pleasure to work with.

Each convention has produced a high quality reference catalog. Nearly ever lot is plated and weighted. Full descriptions of the condition of the copper are supplemented with condition census information, rarity revisions and other tidbits of knowledge. When paging through these catalogs, memories of conventions past and coins won or lost come to my mind. Many specialists use these catalogs as market pricing guides.

A part of the C4 convention experience is working "behind the table" on lot viewing. The opportunity to view and study numerous colonials and discuss what you see with other collectors is a convention highlight for many of us.

The letters written by Tom Reynolds and Bill Noyes were both disappointing and disturbing. I would have expected a phone call from Tom or Bill if they had a problem with the "C4 deal" but perhaps I expect too much. The vicious comments about M&G Auctions are insulting to those who know the good intentions of Bob and Chris.

C4 is an active niche organization about 1/5 the size of EAC. Our first convention in 1995 faced \$11,000 in expenses with a \$3,000 treasury. M&G took a risk with C4 by offering to produce a first class auction catalog and rebate 2 % of the hammer to the club. John Griffee, a NJ colonial mentor to many of us, took the chance to consign his NJ collection to our first Convention sale. The rest is history. Record prices for the time were achieved. Table fees, auction rebates, and member contributions allowed us to almost break even.

M&G had considerable expenses from this and subsequent auctions—a fact ignored by both Messrs. Noyes and Reynolds in their calculation of M&G profits. Bob and Chris are not colonial collectors. They have contracted such colonial catalogers as Michael Hodder, Mary Sauvain, and Tom Rinaldo to produce first class content. Bob takes the time to photograph nearly every lot with Chris pulling together the final product. There are insurance costs for the coins, printing and mailing costs, travel plus hiring well known floor auctioneers such as Jack Robinson and Bob Moffat.

M&G's expenses don't end here, however. Chris has aggressively bid and often purchased many lots for the benefit of C4. These donated lots, including the M&G special leather-bound catalog, have generated an additional \$1000 or so for C4 in each auction. Donated lots enable proceeds to approach 2.5% of the hammer. In our Fourth sale, M&G absorbed the cost of a \$1200 Vermont that disappeared from the sale. Although Tim Reynolds and Bill Noyes have some fantasy that M&G are getting rich because of their "C4 deal," I have no problem with a commercial venture earning a profit. However, I would estimate the income per hour paid to M&G for their time is meager indeed for their professional skills. As I write these words, I am not sure C4 has done enough to express their appreciation to Bob and Chris for all that they have done.

* * *

Mike Packard writes,

I do not want to add to much to the "Catalogue Controversy." The Board members took action that we empowered them to take on an issue that has been raised off and on for at least the past 15 years. Frankly a catalogue with plates has been far too long in coming, in my opinion. I am very pleased that the Board finally took positive action and that the decision was unanimous. I know Tom felt hurt by the decision and I feel he should have been informed of that agenda item well before the Convention.

* * *

Ray Williams writes,

I just had to write a few words about McCawley and Grellman, after reading the last issue of Penny-Wise. It appears that we've heard from people who are either against M & G doing that EAC auction, or have a problem with how the selection process was performed. I'm sure we'll read more about both in this issue of P-W.

Reference was made to the C-4 auctions being run by M & G, and that is what I'd like to address. M & G Auctions have done all five of our auctions, starting with the Griffee Sale. Each catalog has been profusely illustrated and makes excellent reference material for research. Many coins that would obviously bring low bids were plated anyway! **Those are not the auctions of a firm that is solely interested in making a profit.** Granted, M & G do make a profit, they're in business to make a profit. I've helped at auction lot viewing, and with obtaining consignments. It's been my understanding that M & G pays C-4 2% of the hammer for the privilege of running the auction. What's not commonly known is the amount of material donated to C-4, by M & G, that is sold at the club table, all proceeds to C-4. There are donated lots in the auction, which M & G provided, all proceeds to C-4. I've also seen Chris and Bob bid on donated lots, and bid many multiples of the item's actual value.

I admire Tom Reynolds for all the work he's done on the EAC catalogs. He spends hundreds of hours every year producing them - obviously a labor of love. I can only imagine what is involved. I don't know what arrangements were made with Pine Tree Auctions, but I would be proud to own a CT copper that I could say was plated in the '75 EAC, or a NJ Copper Plated in the '76 EAC catalog. I'm proud to have both of these catalogs in my library.

I've heard no complaints from the C-4 membership about M & G as the auctioneers for C-4 and I see no reason to solicit bids from other auctioneers. If someone volunteered to make a catalog having no plates, I would vote against it, regardless of the financial savings.

* * *

Don Valenziano writes,

I am a member of the Board of Governors, I have never complained of Tom Reynolds' grading or descriptions of my consignments to the EAC sales he has cataloged. However I have been a strong advocate of a more professional production, meaning glossy paper, binding, and lots of photos.

The Board decided that Tom was not the man to make these changes. We tried very hard to do it in a way that would not embarrass him. Unfortunately, his feelings were hurt. For this I am truly sorry.

Before the membership attacks us for our decision they should review the sale events of the past couple years. Then you can demand the opening of Pandora's Box. In case you do, I would like to share my Wife's advice when I wanted to ask our eighteen year old daughter if she were sexually active: "Are you sure you can handle the answer?"

* * *

PRESIDENT'S MESSAGE

March Wells

To: The Membership of EAC

For some years now, going back to the presidency of Phil Ralls, the EAC board has had a continuing discussion on ways to improve the EAC annual sale. We talked about having a mail bid section which would allow some lower priced coins to make the sale. Taking care of the "little guy" as some have suggested was needed in order to give everyone a shot at having coins in the sale and to have some more modestly priced material. A mail bid section was added this year, 174 lots, all cataloged by Bob Grellman. We have talked about photographing the more important consignments as a means of enhancing the catalog. The photographs have never made an appearance despite an offer by an EAC member to do the photography at no cost to EAC.

Both Tom and Bill have acknowledged in their letters that there has been a problem with the sale. I quote - Tom - "I have not been able to understand why more consignors have not taken advantage of the great commission rate offered." Bill - "I have never understood why EAC wasn't swamped with lots every year." It should be readily apparent to someone that many potential consignors do not agree with the thinking as expressed above. Bill also states, "I've heard all the anti EAC sale arguments." There again, Bill acknowledges that there is sentiment for change. Sort of like saying, My mind is made up, don't confuse me with facts. The marketplace has determined that the EAC sale, as previously conducted, was not the best place to sell early copper.

EAC finances - I wish that were true that we have more than enough funds on hand to operate EAC. The fact is, that we were running dangerously low at one time last year. At least in my opinion. If anyone cares to differ, they certainly have the right to do so. Here are the circumstances from which I drew the conclusion that there was a problem. The EAC treasury started the year 1999 with a balance of \$64,788.23.

By the end of November 1999 the treasury balance was down to approximately \$37,400.00 EAC still had two consignors to the 1999 sale that had not been paid. The amounts owed were

\$16,545.00. and \$3,720.00. A total of \$20,265.00. These two consignors had been assured by me that their accounts would somehow be settled by the end of the year. At this juncture it did not appear that a large debt to EAC from the 1999 sale would be paid off anytime in the near future. We were faced with a minus cash flow in December, P-W expenses in January, and the prospect of a convention in April that would be further drain on the treasury because the sale prospects at that time were not good. I might add that bourse fees were raised 33% for EAC 2000 for this reason. As it turned out, that was good decision. But what to do about those two consignors? I did not think that it would be wise to deplete the treasury so greatly with unknown expenses just down the road. A treasury balance in the neighborhood of \$10,000.00 was a distinct possibility.

I called Tom Reynolds early in December and asked him if he had any coins that he could sell to me that would raise enough cash to at least pay off the two consignors. He said that he did, and subsequently sent me a package of twelve coins that had a total price of \$29,900.00. I kept eight of the coins, mostly 98's, and sent Tom a check for \$23,500.00. That money was deposited in the EAC sale account to pay down Tom's debt to EAC for the 1999 sale purchases that were stolen. That made it possible to pay the two consignors, who were paid off before the end of the year..

As of June 5, 2000 the EAC treasury had a balance of \$31,469.38. If you subtract \$23,500.00 from \$31,469.38 you would have on deposit in the EAC treasury \$7,969.38. That's a long way form \$71,000.00, and hardly what you would describe as a huge surplus.

A bit of irony. Bill Noyes states that plates are "Totally irrelevant". Quite a comment. Why does C4 plate every coin in their catalog? Why did Stack's put out such an elaborate catalog for the John Whitney Walter sale, for which EAC recognized Stack's with a special award at EAC 99? The answers should be obvious. But for the irony. For the record, Bob Grellman was the only member of EAC who went to Miami to testify on Tom's behalf, to identify and verify that the coins produced as evidence were indeed Tom's coins. Bob spent two days in Miami to present his "expert testimony". The culprits pleaded guilty. Tom got some of his better coins back. Subsequently, as Bob has told me, in early June, in a phone conversation, Tom remarked that to him that plates from M&G and Superior catalogs were a great help to him in positively identifying his property. Not so irrelevant, in this case, in assisting Tom to identify and reclaim his coins.

As for the selection of M&G Auctions, you would think that the EAC board has brought in a total outsider to do the 2001 and 2002 sales. The truth is that Bob Grellman has been an important part of the EAC sale for some time. This past year, as noted above, Bob Grellman did all of the cataloging for the mail bid section of the sale. Since Jack Robinson quit running the "book" and printing invoices and prices realized for individual consignors, Bob Grellman has done all of this. Perhaps there are some members of EAC that are not familiar with catalogs produced by M & G Auctions. They are of the highest quality. The EAC annual sale deserves nothing less.

I would like to state that in all conversations I have had with anyone in EAC that I emphasized that I had asked M & G to submit the proposal to the board. Anything said to the contrary is not correct.

M & G has made EAC a very generous offer to help us upgrade the sale catalog to the status it deserves, and hopefully to improve and guarantee the long term financial health of the organization. The EAC board was very reluctant to make this change, but did so in the belief that it would be in the best interest of EAC.

The Half Cent Happening At EAC 2000

Mike Packard

Seven varieties of Half Cents were exhibited at this year's Half Cent Happening in Cape Canaveral, Florida. Greg and Lisa Heim, who have organized the Happening for the past several years, were not able to attend this year's convention. We missed them. Bill Weber volunteered to run the Happening in their absence, but he had a last minute conflict that prevented him from attending. We missed him too. I offered my services if Bill would send his "Happenin'" coins to Florida and he agreed.

The varieties for this year's Happening were: the 1795 C-5b, the thick planchet 1795 no pole obverse with the diagonal reverse crack; the 1797 C-3a, 1797 low head with the plain edge; the 1800 C-1, the birthday boy; the 1805 C-2, the very scarce 1805 small 5 with stems; and the 1840 proofs--original, 1st restrike, and 2nd restrike. Fifteen collectors exhibited one or more of these varieties and nine had at least one coin make it into the top five preferred coins for at least one variety. Those with coins in the top five are listed in the table.

The hands down favorite for the 1795 C-5b, and the favorite coin at the Happening for more than one of us was Jim McGuigan's red beauty that was struck on a cut down large cent planchet with the remnants of the off-centered large cent strike occupying about 20 percent of the upper left part of the planchet. Gorgeous. If you have a copy of Ron Manley's Half Cent die state book, you can view this coin on page 59. You won't find it Cohen or Breen. (If you are "into" Half Cents and don't have Ron's book, I recommend purchasing a copy. You will be happy you did.) Rod Widok's recently purchased "Eliasburg" specimen was voted second nicest (it was a real beauty, but . . .). Two of R. Tettenhorst's several specimens were voted 3rd and 5th nicest. Russ Butcher's nice piece took fourth place.

The 1797 C-3a race was a tighter one, but R. Tettenhorst again placed two examples in the top 5--1st and 5th. Jim McGuigan's piece was put in 2nd place, Rick Coleman's was 3rd, and Bill Weber's was 4th.

If you attend these Happenings year after year, you will notice that there are a lot of names repeated across the varieties selected for a given year and across years. That is because many of the collectors whose Half Cent collections are among the finest

in existence join us year after year to share their “knock out” coins with the rest of us who might never get the chance to see such magnificent coppers otherwise. We all thank all the exhibitors.

A lot of very nice 1800s were exhibited that night. My own whizzed specimen was accorded high honors (before I withdrew it) when I exhibited it at a Happening in Boston about a decade ago. This year the competition was much stiffer and the voters were much wiser about spotting “problem” coins. Jim McGuigan’s 1800 took top honors, followed by Bill Weber, R. Tettenhorst, Ron Manley, and Rod Widok. Ron Spent a lot of time at this table checking the coins for die state information. Greg Heim reported this info in the May issue of Penny-Wise.

The 1805 C-2 table held about a dozen specimens. I do not have one, so I just looked on I awe. Bill Weber’s piece won top honors hands down. (Boy am I glad I talked him into sending his pieces to the Happening.) His coin is plated in both Roger Cohen’s Second Edition and Walter Breen’s book. It has a couple of digs behind the lowest curl, but enough more obverse detail than any of the others that most graders did not deduct very much. R. Tettenhorst’s coin took second honors. It actually had a somewhat stronger reverse, but more weakly struck obverse, and the color and surfaces were not so nice as those on Bill’s piece. The coins of Jon Lusk and Bob Yuell battled it out for 3rd and 4th respectively. Russ Butcher’s piece was a close 5th.

Only two people brought 1840 proofs, R. Tettenhorst and Jim McGuigan. It was a wonderful opportunity for those of us unfamiliar with the proof series to begin our education on the differences between the originals and the two restrikes. Those voting favorites for the proofs liked Jim’s 1840 Original better than either of Tett’s, but like both the 1st and 2nd restrikes accompanied by Tettenhorst more than Jim’s examples.

Who won? Everyone who was there. So where were the rest of you? There were many great Half Cents shown at the Half Cent Happening, but there was also a Large Cent Happening and a Colonial Happening. I did not get to see any of the Large Cents on display and only a small group of the Colonials. We all have our favorite series, but most would get a kick out of viewing other copper series and discussing with those collectors what turns them on about the coins they collect. I guess I will have to talk with Col. Steve about expanding the hours a little next year in Fredericksburg, VA. I hope y’all come on down. It will be a pork-pullin, finger-lickin, large cent-flippin good-ole-time. We GAR-on-TEE it.

Half Cent Happening Results

Variety	Preference Choice				
	1st	2nd	3rd	4th	5th
1795 C-5b	JM	RW	RT	RB	RT
1797 C-3a	RT	JM	RC	BW	RT
1800 C-1	JM	BW	RT	RM	RW
1805 C-2	BW	RT	JL	BY	RB
1840 Orig	JM	RT			
1840 1st	RT	JM			
1840 2nd	RT	JM			

Key: RB = Russ Butcher
 RC = Rick Coleman
 JL = Jon Lusk
 RM = Ron Manley
 JM = Jim McGuigan

RT = R. Tettenhorst
 BW = Bill Weber
 RW = Rod Widok
 BY = Bob Yuell

COUNTERSTAMPED LARGE CENTS WANTED

For my personal collection, which I have been gathering since 1955, I desire to purchase counterstamped large cents of all dates with the names and addresses of individuals, or individuals and their specialties, merchants, political slogans, and motifs. At this point, I am not interested in stray initials, numbers or names that cannot be identified as to geographical location or trade. I would be pleased to make an offer for coins submitted to me, or invite you to send them on approval with an invoice. I am not looking for any bargains and will pay any reasonable price, as they are not for resale. Please let me hear from you. All correspondence will be answered.

David Bowers, EAC #204
 c/o Bowers and Merena Galleries, Inc.
 Box 1224, Wolfeboro, NH 03894

CENTRAL STATES MEETING

Steve Carr

Seven people were present at the EAC meeting held during the Central States Show in Minneapolis, May 6, 2000. Attendance was probably influenced by the fact that ICG held a grading seminar at the same time. In attendance were:

Mark Borckardt	Dick Punchard
Steve Carr	Dennis Shaltanis
Victoria Stone Moledor	Pete Smith
	Kermit Wasmer

For such a small group, we had some good discussions. During the introductions, we learned that several people in attendance had "waning" interests in collecting large cents. Reasons given were interests that had turned elsewhere and hitting "the wall," or needing only a few rare and expensive items to complete a set.

Mark Borckardt gave an update on the Breen large cent book. It will be approximately 850 pages using a format similar to that in the Noyes and Wright books. It should go to the printers around the middle/end of May and will have photos of all significant die states. Interlinked plates will be used in the back of the book, like those used in Penny Whimsy. A chapter on the early minting process by Craig Sholley will also be included. The retail price is targeted at under \$100. A pre-publication offer will be made soon.

Upcoming auctions were discussed. The Bowers and Merena June sale in Chicago will have an 1813 with about 40% original mint red and a CC-2 1801 S-218. They anticipate about 300 lots of copper. The ANA sale in Philadelphia is supposed to have a Starred Reverse.

Events at EAC 2000 were shared. The topic also brought up some reminiscences of early Minneapolis copper "get-togethers," the first EAC half cent happening in Jim McGuigan's kitchen, and some Michigan fall show meetings.

Other topics discussed were Tom Reynolds' absence, EAC and market grading, misaligned die large cents and how they were made, and which die (obverse or reverse) was used as the hammer die. No one reported a copper cherry pick, but one early gold coin cherry pick was noted.

NEW YORK – NEW JERSEY REGIONAL MEETING

Ray Williams

EAC Region 2 (NY & NJ) held a meeting on Saturday June 3 at the Garden State Numismatic Association Convention in Somerset, NJ. Members attending were:

Phil Kalanta	Arno Safran	Frank Jozapaitis
Bob Rankin	Greg Heim	Lisa Heim
Rosalind Heim	Stephanie Heim	Glen Marx
Gail Baker	Doug Bird	Ray Williams

The informal meeting started with the customary introduction of each member. Highlights of the EAC Sale were talked about. It was noticed that EAC Convention attendance appeared down this year. The never-ending question of grading raised its ugly head again – quantifying a subjective opinion. Discussion concerning the selection of M&G as EAC Auctioneers followed. There were plenty of opinions, but without more facts, having a good discussion was impossible. The big question was what decisions could be made by the President without consulting the board, and what decisions can the board make without consulting the membership. We all seemed to agree that if looking back on the facts a wrong was done, just apologize, make it right and move on – with all parties staying friends. If a wrong was not done but the situation was handled poorly, apologize and come out friends. The operative words are “come out friends”. This situation should not be allowed to split our organization. We are EAC’ers for a lot of reasons, but if it’s not fun, why bother? Let’s keep the priorities. On that note the meeting ended and the search for rarities continued on the bourse floor.

* * * * *

WEST COAST REGIONAL MEETING REPORT

Phil Moore

Jon Warshawsky chaired the District 7 meeting at the Long Beach Coin Show, 7:00 p.m., Friday, June 9, 2000.

Those in attendance were:

Dan Demeo	John Caragozian	Bill Noyes
Alan Meghrig	Gene Heard	Sandy Pinnell
Phil Moore	Dan Kornhauser	Randle Fairchild
Jay Pinnell	Jon Warshawsky	G. Lee Kuntz
Doug Bird	Doug McHenry	Scott Thomas
Bill Yates	Tom Reynolds	Paul Arthur Norris
	Gary Rosner	

The meeting was called to order and all of the participants introduced themselves and stated their collecting interests. Then Jon asked if there were any new discoveries, of which there were none.

The status of the upcoming Early Date Revision by Bowers & Merena was discussed. Bill Noyes said that it should be released by the end of the year. A donated photocopy of the manuscript was auctioned off at the April EAC convention for \$1050, to benefit the organization. The size is substantial, which means high costs, therefore an extensive promotional campaign will be required to sell the book. This typically occurs well in advance of publication, so we are not expecting the book to be available tomorrow, for example. A question was brought up whether the current status of the Clapp-ANS switched coins would be acknowledged in this new reference; no one knew the answer.

Bill then discussed the status of the new photographic reference project he and Jon Lusk are putting together. This project will include Bill’s photographs, die state information, and the expanded condition census on DVD. Users of the DVD will be able to sort by

variety, die state, or any other method that would suit them. Depending on the sophistication of the computer, a user will be able to compare up to six different coins at a time on the computer screen. Presently, a large format camera is used to photograph the coins, then the photos are scanned into the computer. Bill feels that in a couple years digital photography will be at a level that he will not need to scan photographs any more. Bill said this will be a great research tool for attribution and die progression studies. Craig Sholley has proven that in some of his research projects. Bill Noyes fielded some questions from a few of the newer members relating to EAC grading vs. Other grading standards and how many ways people collect early copper.

Jon then announced the passing of Tom Morley and talked about some contributions he had made specifically with the 1794 large cents. Jon said he first met Tom at the Superior sale of his collection in 1992 and that Tom was instrumental in sparking his interest in collecting 1794 Sheldon varieties.

The floor was then opened up to discussion about the change in the EAC sale.

Jon said the EAC Board unanimously voted to have M&G Auctions run the sale for a two-year trial period on a 10-and-10 percentage basis. The comments from the membership present largely disagreed with this change. One comment was that the percentage basis would appeal to the big consignor and freeze out the small time collector since the big consignor could negotiate seller's commission down to as low as zero. Another comment was that Tom Reynolds was not informed of this decision in advance nor allowed to respond to the decision with a plan of his own. One attendee equated the M&G foothold on the copper market to Microsoft's monopoly in the computer business. One attending dealer said that he would have to recommend to his customers to consign their early copper to Bowers & Merena. Bill Noyes suggested that EAC's bank account is already large, which might call the organization's non-profit status into question. Overall opinion was in disagreement with the Board. The final comment on this issue was that some Board members have been in office much too long, and this deserves consideration in the next election.

Another idea: colonial articles, which appear frequent in P-W, should incur a fee because CCCC has a dedicated publication. EAC members effectively pay for the column space required for these articles.

Tom Reynolds gave an update of the status of his robbery. The robbery occurred on April 25, 1999, where Tom lost early copper coins valued between \$1.6 and \$1.7 million. Eleven days after the robbery, the criminals were caught in both New York and Florida trying to sell a portion of the merchandise. The case finally went to trial May 17, 2000 but the trial was postponed until May 22. In the meantime the criminals plea-bargained for a reduced sentence pending the return of the remaining coins valued at about \$900,000, but they did not come up with the coins. Now they have pleaded guilty and are due to go for sentencing at the end of June 2000. At that time the judge is expected to impose the maximum penalty of eight years and possibly a fine.

Our next scheduled western regional meeting will be at Long Beach on Friday, October 6, 2000 at 7:00 p.m.

* * * * *

STATEMENT OF INCOME AND EXPENSES, EAC 2000
PRELIMINARY

INCOME	\$ 9985.00
Bourse Fees *	2110.00
Donations for Reception	<u>14500.00</u>
Sale Commission #	\$26595.00
Income	
EXPENSES	
Bourse and meeting rooms	\$ 6171.10
Cases and Lights	1500.00
Thursday Reception	4690.50
Educational forums, Audio-Visual rentals	466.40
Board meeting breakfast	224.02
Advertising (Radio)	495.00
Photographs (Fred Lake)	83.55
Shipping and Supplies (Bob Grellman)	82.46
Name Tags and Programs	225.96
Security	4362.63
Litho-Tech (Catalog Printing)	4542.00
Postage for Catalog	<u>2446.68</u>
Expenses	\$25307.30
Profit (Loss) Preliminary	\$ 1287.70

Notes

* Bourse fees were increased one third for EAC 2000. Old bourse fees would have been \$7489, or \$2496 less than received.

According to what information is available, net commissions from the EAC sale have been projected at \$14500.00. There were some significant buybacks which will reduce commissions.

Respectfully submitted.

March Wells

* * * * *

HEAR YE, HEAR YE

You are invited to join the rebirth of the Late Date Collection Consensus List – “Common Cents”. As many of you are aware, this list was originally created by John Frankensfield and due to various reasons has languished for the past couple of years. As a true die-hard Late Date collector, I feel it's time to assert our presence in the copper arena again.

OBITUARIES

C. Thomas Morley, EAC #169

EAC was saddened to learn of the passing of Tom Morley, On Tuesday May 23. Death reportedly came quietly in his sleep.

Tom was an inveterate collector, whose early copper interest centered on the 1794 cents. He was a thirty year member of EAC. He co-chaired the recently-completed EAC convention in Cape Canaveral, and also organized the January 1979 convention in Coca Beach, Florida. He was in the advertising business.

1979 was perhaps his banner year in early copper—for both fame and despair. The success of that January's EAC was followed by his publication in August of *1794 Large Cents Graded and Updated*, a photographic grading guide by variety. Nothing of the kind had been attempted before, and this privately-printed volume remains desirable. In November, he made an undesired bit of history: having purchased 14 lots of large cents at the first Garrett sale for \$33,100, he promptly had them stolen at the airport. The melodrama of their recovery was widely reported, including in the pages of *P-W*.

In later years, he gravitated away from copper collecting. At the recent EAC, he proudly displayed table after table of material from his collection of space memorabilia. We had a nice conversation there the last morning – his last EAC morning, as it turned out. He seemed to be in perfect health; just weeks later, I learned that he was gone. We extend our deepest sympathy to his family at this untimely passing.

Additional reflections on the collecting life of Tom Morley may be found in the Editor's Introduction.

- H.E.S.

* * * * *

H. Glenn Buchanan, M.D.

The Early American Coppers Club was saddened to learn of the passing away of H. Glenn Buchanan, M.D., member #3187, of Spruce Pine, NC. We extend to his family our heartfelt sympathy.

* * * * *

NEW CANDIDATES FOR MEMBERSHIP

The following persons have applied for membership in EAC since the last issue of *P-W*. Provided that no adverse comments on any particular individual are received by the membership committee before the March issue of *P-W*, all will be declared elected to full membership at that time. Chairman of the Membership Committee is Rod Burress, 9743 Leacrest, Cincinnati, Ohio 45215.

NAME	CITY, STATE	MEMBER #
Robert Hager	Bayonne, NJ	4841
Bruce E. Luepke	Toms River, NJ	4842
John P. McCarthy	Waltham, MA	4843
T. W. Ervin	Walnut Creek, CA	4844
Ralph E. Elliott	Freeport, IL	4845
John Green	Tulsa, OK	4846
Tom Ellis	Sonoma, CA	4847
Neal Jacobson	Spring Lake Park, MN	4848
James Davis	Indianapolis, IN	4849
Dr. Lawrence L. Kuehlen	Troy, MI	4850
Kelley Nelson	Morehead City, NC	4851
John Sockich	Las Vegas, NV	4852
John Willis	Swampscott, MA	4853
Lawrence H. Hittle	Jamestown, CO	4854

* * * * *

HOW WELL DO THE COPPER PROS AGREE ON GRADING?

John D. Wilson

We all know that grading has a subjective component and that a grading opinion can vary from one grader to another, maybe even from one day to another (one hour to another?) for the same grader. I decided to check this out in a semi-quantitative way, just for fun.

I asked several nationally recognized copper experts to grade the same twelve coins so I could compare their responses. The sample size is small. The coins are fairly high grade, so low grades are not represented. Not every grader graded every coin. The opinions of the experts (Jim McGuigan, Denis Loring, William Noyes, Chris McCawley, Tom Reynolds, Bob Grellman and Del Bland in no particular order) are detailed below; names are not matched to opinions to maintain some semblance of anonymity. I believe all sellers (all sellers were dealers) used EAC standards except the dealers who sold S.1 and S.9 which were slabbed and sold at slab grade without comment. Some graders recognized a couple of coins as CC coins or having been at auction (and therefore were able to discover the grade assigned by other graders), therefore foiling any sort of blinded approach on those coins.

Sharpness grade, net grade and condition assigned by each grader are listed. The consensus results are sort of averages of net grade and condition, perhaps disregarding a wide outlier completely. The pedigree and condition census (comparing consensus grade with CQR for half cents and with Bill Noyes' most recent booklet for early large cents) as well as the commercial (i.e. auction house or slab grade) are noted where known. Since you are not looking at the coins with the grader, a note about the general appearance of the coins: the S.1 has small edge bumps and small scratches; all others have only tiny marks barely visible to the naked eye and are otherwise free of defects, have nice surfaces and a natural color. A number have luster and faded mint color; the 1856 cent is red.

HALF CENTS

1793 C.2 Br.2; no pedigree; no commercial grade

	sharp	net	condition
A (seller)	30	30	A plus
B	25+	25+	A plus
C	20	20	C minus*
consensus	- - -	25+	A plus

*this grader said he invented up the grade of "choice minus" on the spot!

1797 C.1 Br.1a; pedigree since before 1990; commercial grade 50

	sharp	net	condition
A (seller)	40+	40+	C
B	35	35	A plus
C	30	30	C minus
consensus	- - -	35	A plus

1804 C.10 Br.9; no pedigree or commercial grade; close to CC, I guess

	sharp	net	condition
A (seller)	55	55	C
B	55	55	A plus
C	50	50	C minus
D	55	50	A
consensus	---	50+	A plus

1809 C.5 Br.5; pedigree since before 1988; commercial grade 58; close to CC, I guess

	sharp	net	condition
A (seller)	58	58	C
B	58	58	A plus
C	55	55	C
D	55	55	A plus
consensus	---	55+	A plus

1853 C.1 Br.1; no pedigree; no commercial grade

	sharp	net	condition
A	60+	60+	C
B	58	58	C
C	60	60	C
D (seller)	---	55	C
consensus	---	58	C

LARGE CENTS

S.1; no pedigree; slab grade F12

	sharp	net	condition
A	10	8	A
B	10	8	A
C	---	7	A
E	8	7	A
F (seller)	---	12	---
consensus	---	8	A

S.9; pedigree since 1953; slab grade EF45

	sharp	net	condition
A	35	30	A plus
B	25	25	C
C	25	25	C
E	35	35	A+, C-
G (seller)	---	45	---
consensus	---	30	A plus

S.22; pedigree since 1911; commercial grade 55-60;
 listed as EF45 in a three way tie for CC#7 by Bill Noyes

	sharp	net	condition
A (seller)	50+	50	C
B	50	50	A plus
C	50	50	C minus
D	50	50	A
E	50	45	A plus
H	50	45	A
consensus	- - -	50	A plus

S.225; pedigree since 1881; commercial grade 60; sold for \$3.25 in 1883, \$5.00 in 1909!
 listed as AU50 in a five way tie for CC#8 by Bill Noyes

	sharp	net	cond
A	55+	50+	A plus
B	55	55	A plus
C	55	55	A plus
D (seller)	- - -	55+	C
E	60	50+	A
H	55	50	A
consensus	- - -	50+	A plus

S.290; pedigree; commercial grade 50; close to CC

	sharp	net	condition
A (seller)	50+	50	C
B	50+	50+	C
C	50	50	C
E	- - -	55	A plus
consensus	- - -	50+	C

1837 N.4; pedigree since 1945; commercial grade 64

	sharp	net	condition
A (seller)	60+	60+	C
B	62+	62+	C
C	61	61	C
D	60	60	A minus
E	60+	60+	C
consensus	61	61	C

1856 N.1; pedigree since 1997; commercial grade 65; tied for CC#4

	sharp	net	cond
A	64	64	C
B	64	64	C
C	64	64	C
D (seller)	- - -	64	C
E	63	63	C
consensus	- - -	64	C

What conclusions can we draw from all this? Has this given us valuable insight? Maybe not. But the following seem evident:

1) There was pretty good agreement (generally, grade within 5 points and condition within one step out of 5 condition steps) among the graders, except for the seller who often graded higher than the others (human nature; “add 5 points for ownership”; maybe that should be “deduct 5 points for ownership”?). One seller consistently claimed a slightly better condition for his coins than the rest of the graders.

2) I would regard any greater disagreement than this (grade spread of 5 points or condition spread of one step) as a reason to take a closer look. The 1793 and 1797 half cent information (10 point grade spread each) may indicate that the surface characteristics of older VF coppers make them difficult to grade, or that half cent grading is not as standardized as for large cents. The condition spread of the 1804 half cent (A to C) and the S.22 (A to C) are probably due to an overly optimistic seller and a very conservative grader. I have not yet seen well defined specifications for each level of “condition”. The S.1 is easy to grade because it is your basic VG by EAC standards. The S.9 may be controversial (a 15 point difference) because color and surfaces are almost too perfect, yet there are no signs of tampering. The 1856 cent is solid and there is no controversy.

3) Graders C and E often (not always) assigned to each coin the lowest net grade or were tied for the lowest grade of the bunch, and at the same time tended to assign a higher condition than other graders. Curious. This reciprocal relationship between grade and condition (ie, lower grade, higher condition) is apparent for grader C on 1793 C.2, 1797 C.1 and S.9, as well as for grader B on S.9. There was also a reciprocal relationship, but in the other direction (highest grade, lowest condition) for grader E on S.290. One wonders about the reason for this, possibly psychological. Could the grader give a low grade and try to make up for it by being soft on the condition?

4) Grader D generally was stricter on grade and condition (except on his own S.225), but net graded his 1853 half cent lowest.

Note that the commercial (auction house or slab) grade is often 10 to 15 points higher than our experts. I'd like to see an analysis about this discrepancy from several experts with different points of view, i.e., someone from within the EAC community, someone not an EAC member, someone else from a large auction house, maybe Dave Bowers. Were the two systems ever the same, and when and why did they diverge?

Late Meeting Announcement:

There will be an EAC meeting for Region 5 on September 9, 2000 at the Fall Central States Show, at the Ramada Inn in Harvey, Illinois. Room and time will be posted.

TALKING BEGINNERS - ATTRIBUTION - PART 5

Steve Carr

I apologize for not having a "Talking Beginners" in the last Penny Wise. Old coppers were not as high a priority as other things and the column took a break. I'm back on track now (my priorities are straight!) and here we go again. Next time, we will attribute some Liberty Cap 1795's. After that, I have no other columns planned. Is there something you would like discussed in these pages? If so, please let me know. Steve Carr, 6815 W. 82 St., Overland Park, KS 66204 (913) 383-2568 or email scarr4002@aol.com.

Before we begin attributing, it needs to be (re)stated that late date (mid-year 1835 on) large cent dies were raised from hubs that included all the design elements except the date. The only way to tell coins struck from different dies apart is the placement of the date, die cracks and cuds, file lines on the die (raised on the coin), die wear, and die imperfections. Attribution will require looking for small differences, called markers, on the coins. Most markers can be seen with a 7X loupe, although I tend to use a 10X (it makes the markers a little easier to see). The right angle of lighting is also important. If a marker is not obvious, rotate the coin to change the light angle. Many markers are lines and will reflect light differently at various angles. A stereomicroscope is a handy tool to have for attributing late dates.

Be aware that some markers will change as the die is used. Lines disappear and other lines appear. Cracks get longer, flow lines develop, and date numerals move. All these must be taken into account when attributing late dates. Sound baffling? Are you ready for the challenge?

This time, let's attribute an 1853 large cent. Why 1853? Because 1853 is one of the more common dates of large cents (and you are very likely to run across one), with 33 different known varieties. No 1853's are really rare, but the year does include an R5. 1853 is also the year most commonly found with offset misaligned die strikes, an error type I collect. An offset misaligned die strike occurs when one die is not aligned vertically with the other die. The resulting coin will be off center on one side coin only. The other side will be properly centered or off center in a different direction.

Here's the first coin. It has the obverse slightly misaligned toward K-9. The reverse is properly centered.



- A short note about the pictures in this article -

The picture of the whole coin is a photograph, which I scanned and enlarged for the close up views. The noted markers are visible on the photograph and, to some extent, on the scanned enlargements. We will have to wait to see how well they reproduce in printing. Hopefully, the markers will be visible. To assist you in "seeing" the markers, they have been highlighted with a white arrow.

The first step is to assign Riever date placement numbers to the coin. For that, let's "magnify" the date area of the coin.



Use this picture for your alignment checks. Any straight edge, held perpendicular with the numeral upright, will help you determine positions.

The first step is to check the alignment of the bust tip with the numeral "1." Do this (and all the other alignment checks) with the numeral upright. The bust tip is out over the serif, about half way out or a bit more. That makes it position 3. Or maybe 4. We'll list all possibilities. That gives us a 3-4 number (1 list the most likely first).

Next, note the alignment of the point of the curl with the numeral "8." It is inside the inner curl and looks exactly like a 3. No doubt about it. Now we have 3-4 for our first number and 3 for the second. I list it 3-4 / 3. Use any notation you please.

Third, check the position of the bust in relation to the numeral "1." It is away from the bust a bit. Call it a 4, possibly a 5. Now we have 3-4 / 3 / 4-5

Fourth, determine the alignment of the numeral "5" to the curl above it. It is fairly far away and seems to curl parallel to the curl. That makes it a 3. But just maybe it's a 6. So let's list them both. Now we have 3-4 / 3 / 4-5 / 3-6.

Fifth, see how the left foot of the numeral "1" aligns with the dentils below it. It is between dentils, possibly a little closer to the dentil on the left. That would make it a 4. Possibly a 5. Our number is now 3-4 / 3 / 4-5 / 3-6 / 4-5.

Last, determine the position of the left foot of the numeral "1" in relation to the dentils. This is harder to see because of darkness on the coin (and reproduction of the image), but the left foot is definitely away from the dentils. Probably a 5. Maybe a 6. That makes our number:

3-4 / 3 / 4-5 / 3-6 / 4-5 / 5-6

The possible combinations create quite a few possibilities, mathematically; so let's see how we can eliminate varieties using the date reference chart in Bob Greilman's [Die Varieties of United States Cents, 1840 - 1857](#). Our first two numbers are 3-4 / 3, so we need to only consider varieties with this combination. That gives 6 possibilities, N-2, N-31, N-3, N-6, N-5, and N-4. The date reference chart section with these varieties is reproduced below.

1853

C No.	Newcomb No.	Date Reference No.
4	2	3 3 3 4 5 6
5	31	3 3 4 2 5 5
6	3	3 3 4 2 6 5
7	6	3 3 4 3 4 6
8	5	3 3 5 5 7 6
9	4	4 3 3 2 3 7

When we compare our third number, 4-5, we eliminate N-2 and N-4. Only four more possibilities! When we compare our fourth number, 3-6, we end up with only N-6. So let's check Bob's description of this variety and search for some markers. His description is reproduced below



1853



N-6

3 3 4 3 4 6

OBVERSE: Two lines down to right from earlobe, the upper line stronger. Fine points down to right from inner curl. Earliest has fine lines down to right between T & Y and some dull lines down from dentils near star 4 (similar to N-28).

DIE STATES: Points at inner curl, lines at star 4, and lines between T & Y fade and disappear. Develops flowlines, strongest around 18 and tip of bust. Upper line from earlobe always visible, although it is blurry in latest state.

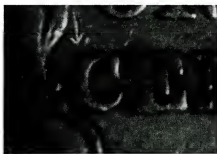
REVERSE: Short points up to left from left half of C in CENT; fine lines up to left on same angle from leaf left of that letter. Always seen with crack through tops of UNITED STATE to dentils over final S, strongest at ATE.

DIE STATES: Develops roughness around legend as die gradually sinks, strongest around NITED. Lines and points at C in CENT fade but remain faintly visible even in latest state.

The first thing to do is look at the pictures. Are there any "big" markers? In the case of N-6, we have a die break across part of the reverse legend. Looking at the coin, a break is noticed between the S and T and the T and E in STATES. The crack shows faintly from T toward A. There is no evidence of a crack through UNITED. The area between A and T is gauged and no crack is evident.




This could match N-6, but I'm not satisfied. Let's check the other reverse markers. There are supposed to be several short points up to the left on the top of the C in CENT. There are also lines angling up to the left between this letter and the leaf below it.



Looking at our coin, we see the area between the C and the leaf is dirty and no lines seen. A proper cleaning might expose them. There are, however, a couple of bumps in the right locations on the left top of the C. In the die state information, it was mentioned that these lines fade. Another "plus" for this being an N-6.

Next, let's check obverse markers. There should be two lines angling down to the right from the ear lobe. There should also be some fine lines running down to the right from the inner curl. Let's check and see if they are on this coin



The lines are present below the ear lobe, but there is dirt around the inner curl. The presence of the lines would seem to confirm this is N-6. But let's also look for those lines coming down above star 4.

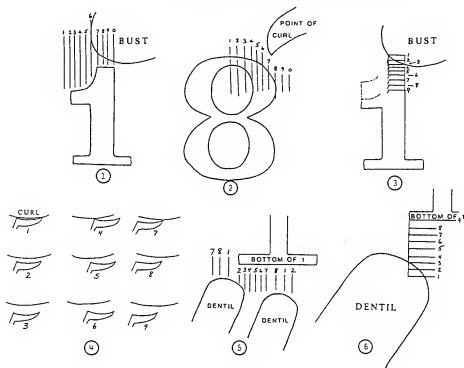


They are there. Next, let's check for the lines between T and Y in Liberty. None are visible, but this area is also dirty. The lines might be exposed with a cleaning.

With the date alignment and these 4 markers that line up with the description, it looks like we have an N-6. Since N-6's are also known with misaligned obverse dies, the die alignment of this coin can be taken as a final confirmation of the variety.

Not too bad, huh? Try some other late dates. With a little practice, attributing late dates can be fairly easy.

Date Reference Numbers – your aid for attributing



Bibliography

Grellman, Bob, Die Varieties of United States Cents 1840-1857, 1987.

132 Collectors Have Joined the Early-Date Report!

Are you among them? If not, YOUR COLLECTION IS WANTED! This detailed, ranked census of large cent collections is published on January 31st and July 31st of each year. EDR now includes 132 collections, with well over 17,000 specimens. Only EDR members receive copies of the report. Your privacy and security are assured, and no part of your address is published in any form. Still in doubt? "Just ask an EDR member."

To join us, just send for a collection listing sheet, or send any neat list giving the net grade of the best example of each early-date variety in your collection. We suggest that you have at least most of a date set (1793-1814) in order to join. Those joining now will receive a copy of our latest 48-page edition. Deadline for our next issue is July 18th, for publication on the 31st!

The Early-Date Report - Red Henry, EAC#3718 - P.O. Box 2498 - Winchester, Va. 22604
 fax (540)877-2422 -- redhenry@visuallink.com



A Reunion of Little Half Sisters

Mike Packard

In late April, Bill Eckberg and I drove to Southern Pennsylvania to view the happy regional reunion of members of the Copper family. The Coppers attending this reunion were Half Cent cousins residing primarily in Pennsylvania and New Jersey, but a few traveled from Northern Virginia to take part. Ken Seachman offered to host the reunion, Bob Yuell drove the New Jersey cousins to Ken's place, while the Virginia Coppers hitched a ride with Bill and me. This reunion grew out of a challenge by the New Jersey Coppers to the Pennsylvania Coppers for a tug-of-war/beauty contest (half cent whist). The Northern Virginian Coppers decided they would participate in the beauty contest, but just view the tug-of-war battle.

For those who are unfamiliar with whist, a whist match is a contest between two (or more) collectors to see who has the nicer examples of the items being contested. In this case, the contest was between the half cent collections of Ken Seachman and Bob Yuell. A collector receives one point for having the variety (the tug-of-war) and an additional point for having the better example (the beauty contest). For example, if Bob and Ken each have an 1800 C-1 and Bob has the more desirable piece, Bob would receive 2 points and Ken would receive 1. If Ken had an 1802 C-1 and Bob did not, Ken would receive 2 points and Bob would receive none. At the end of the contest, the points are summed and the contestant with the most points "wins". In reality there are no losers, everyone who has the opportunity to view the coins wins.

Occasionally, a non-contestant attendee may put a little sister half cent on the stage, but, winsome as this sister may be, she will never receive any points. She may, and often does, steal the hearts of all in the audience, however.

Whist matches not only provide an opportunity to view some great coins, they can help determine: the ranking of coins within the Condition Census (CC) for various varieties; unique die characteristics that might otherwise be taken for damage; and die state progressions. A whist match can be especially useful to new collectors because it can assist them with learning how to grade properly, what characteristics define a truly choice specimen, and different collectors' keys for distinguishing one variety of a given date from another. It can also teach the new collector that there is no single standard for grading, especially for net grading. Grading is subjective and elements of a coin's desirability will vary from one collector to another. On high grade specimens, some collectors value a strong strike while others want smooth, unmarked surfaces, and still others go nuts over coins of a certain color. On lower graded coins, the new collector can learn what marks are consistent with the sharpness grade of the coin, what marks detract from the grade and by approximately how much (again a subjective call), what determines a choice specimen from an average one, etc. The novice and intermediate collector (and even "experts") can benefit from the general discussion that occurs at whist matches, and should be encouraged to attend.

Back to the reunion at Ken's place. Bob and Ken were there, of course, as were Bill and I. We

were joined by Don Neiman, who lives near Ken and often travels with him to coin shows and EAC meetings. Don, Bill, and I would be the official judges for the events of the day. For those unfamiliar with the “game,” half cent whist can take a long time to play, especially if one is contesting the entire span of 99 Cohen circulation strike varieties and subvarieties. (Has Tett’s 1795 C-4 on a heavy planchet been “officially” designated a new variety?) The more judges, the longer it takes because each judge and collector/steward of the half cents wants to savor the contestants before him. In this instance, we began just before 11:00 am and finished after 5:00 pm. We took several breaks, and of course the action paused on several occasions as we regaled the group with stories of how certain pieces were obtained, how they compared with cousins in far off places, and with personalities of other collectors past and present.

It was an amazing assemblage of half cent Coppers. Almost every branch of the family was represented by at least one member. Many, especially the older family members, showed the effects of many years of honorable service in the employ of the United States government. A number were truly battle-scarred veterans, but most served with pride and left the service showing little evidence of wear and tear.

The 1793s took the field first, Ken sponsored a 4 copper team while Bob could only field three. Most were obviously veterans. The nicest of the group was Ken’s C-1, a very pleasing VF-25. Ken’s Coppers jumped off to a small lead, 6-5. The 1794s were broken into an “a” team and a “b” team. Most of the “a” team had experienced some difficult times, especially the Pennsylvania coppers, but there were a few nice ones. These included the C-1a--Bob’s was a nice VF-30 and Ken’s a VF-20+. Bob’s VF-30 C-4a was a highlight as was Ken’s EF-45 C-9. The “b” teams were a joy to behold even though there were “only” 7 on the field, 5 from Pennsylvania and 2 from New Jersey. Ken’s team won this event with little effort because of overwhelming numbers. By my grading on that day (I reserve the right to change my mind at any time), Ken’s C-1b was a very nice net F-15, both the 2bs were G-5s with Bob’s being slightly nicer (Grader Bill disagreed), Ken’s 3b was a Fr2 and had no leaf after DOLLAR on the edge. Bob’s strong VG C-4b won easily over Ken’s AG3 Copper and Ken’s G5 C-5b was really quite attractive with VG-10 detail but a few problems. It is not often that we have the opportunity to hold and behold a “b” girl, much less 7. It was a real treat. Two of the three judges gave Ken’s 1794 teams the nod for best total score for than date, but Don saw things a little differently.

Bob’s 1795 team was the overall winner for that year. Bob’s C-1, C-2a, C-5a, and C-6a were all nice VF pieces. Ken’s C-1 was only a Fine 12 but it was light in weight--most unusual. His C-5b was a nice VF-30 coin. Both sides fielded a 1795 C-2b with Bob’s being the nicer. The C-2b is a tough R-6 and many of us have been waiting patiently for years for one to fall into our laps. There were 2 1796s present that day, a C-1 and a C-2. Both were G-6s and both were on Ken’s team.

Bob’s Coppers easily won the first 5 varieties and subvarieties of the 1797s. However, Ken’s gripped edge was a show stopper for me. The coin was not without some controversy. Bob, Bill and I all attended EAC 2000 in Cape Canaveral and had all studied the gripped edge on sale there. The edge markings on this coin were different. The marks on Ken’s coin were more like the markings I recalled being on the coins at the Half Cent Happening in 1986 and on the coin in

Roger Cohen's sale. However, Bill had a point when he said the edge markings on the EAC 2000 sale piece seemed, to him, to be more consistent with what might be expected on a planchet that had been run through a Castaing machine lacking any edge letter dies. When I returned home, I pulled the Big Red Book (Breen's Encyclopedia) off the shelf and looked at the gripped edge pictured therein. Seemed to match the edge markings on Ken's piece. Not definitive evidence, but strongly supportive. Tett, Gene, Ken, Joe, Ken, and the rest of you lucky fellows who have a gripped edge, do the edge markings on your coin match those pictured in Breen's book? If not, how do they differ? Please let me know.

Regardless of whether Ken's gripped edge is the genuine article, it was still the most interesting Copper at the whist match, in my opinion. I was struck over a spoiled 1797 large cent and retained much of the undertype. The half cent strike was at 90° (counterclockwise) to the large cent strike. It had two dates, one for the half cent at the bottom of the coin and a larger one for the large cent at the coin's 9:00. The reverse was just as dramatic with a large and a small AMERICA occupying most of the perimeter. It was a most attractive and dramatic overstrike.

At the end of the pole to caps, Bill and I had Ken slightly ahead of Bob. Don's view of the world was slightly different and he thought Bob had a narrow lead. Bob's Coppers began to draw away from Ken's after the draped bust series. The "contest" was soon over but the nice coppers were not. I especially liked Bob's 1803 C-2 in VF-20, 1804 C-4 in F-15, and 1804 C-7 in VF-30. All are coins in or near the CC for their varieties. Both Bob and Ken each had a nice 1805 C-2 in the VG range with Bob's slightly nicer. Bob has a nice AU 1809 C-4 and Ken a very nice AU 1810 C-1.

Ken also had a VF 1831, a variety Bob and most of the rest of us lack. Beginning with the 1833 C-1, Bob's Coppers starting wearing lots of red outfits and ran off a string of "no contest" victories even though a number of Ken's Coppers were also uncirculated. Bob's 1849 was a real shining star--an exceptional proof-like specimen. Ken had one surprise left, however. When the 1856s were walking to the field, Ken urged a greenish-gold Copper to join them. It was a seldom-seen, circulated copper-nickel experimental piece.

It was a fun day. The five of us viewed some truly outstanding half cents. We viewed 95 of the 99 Cohen varieties missing only the C-6b of 1794, the C-1 of 1802 (reverse of 1800), the C-2 of 1804 (low 4, cross-eyed zeros), and C-1 of 1808 (the rarer 8 over 7 variety). Ken had 94 of the Cohen varieties while Bob had 87. The three "independent" judges each had Bob well ahead at the end of the match. Ken's Coppers "won" the pole-to-cap series, while Bob's won the draped bust, classic head, and braided hair groups. Like all family reunions with contests, there were winners and losers--on the field. But the joy was not in winning the contests. It was getting reacquainted with long lost relatives and friends and in meeting a few cousins for the first time.

The Open Collar: Did someone lose this rock?

Craig Sholley

I read Larry Knee's article in the last *P-W*. I'd like to offer a few comments and some additional information that may help Larry and others with their designs.

Larry raised the issues of budget and technology. Since I'm planning a more in-depth article on this for a future issue, I'll be brief here. Contrary to popular opinion, neither the Mint's budget nor the technology were all that limited. The budget was not unlimited, but it was considerable. From 1792 to 1794 the Mint spent over \$60,000 on the initial set up. In 1794 alone, Mint appropriations totaled some \$32,335 - a little over six percent of the entire civil budget of the United States! The Mint's first presses were a bit limited, but this was due to a mistake on the Mint's part and not to the lack of American technology. In 1793 the Mint, in its haste to set up operations, purchased several of the old lightweight presses used by some of the state coiners. The Mint quickly realized its error, and these were replaced, starting in mid-1794, with custom-made presses built by local manufacturers (contrary to Taxay's assertion, Jean-Pierre Droz did not supply presses to the Mint).

Larry mentioned that the die is a bit larger than the planchet. I'm not sure who started this myth, but it's wrong, at least in respect to the Draped Bust and later designs. I guess I should have mentioned this before, but it just didn't seem important to the question at hand. Anyway, for the Draped Bust on, the planchets are actually about the same size as the dies. The 1818 N9 die in the ANS collection measures 1.094 to 1.097 at the die face (there is no neck area or taper down to the die body). And, measurements taken from off-center strikes and coins with misaligned dies yield die diameters of 1.094 to 1.100 for Draped Bust and Middle Dates. The type II (upset) planchets I've measured run 1.092 to 1.095. Measurements previously published in *P-W* show planchet diameters of 1.090 to 1.096. I haven't found a blank Lettered Edge planchet yet so I can't be sure about these issues, but I suspect the same is true. Also, if it means anything, in a recent conversation, Ron Landis noted that he also uses a planchet about the same size as the die. (Yes, the pressure of the dies will force the planchet to expand. However, metal flow into the die cavities tends to do the opposite.)

Since there has been some discussion in the Region 8 email newsletter about the open collar meaning no collar at all, I should mention one other point that I failed to note in my original article: there is a mint record showing that Adam Eckfeldt was paid for forging collars in 1795. There may be others; this is merely the one I've found so far. I seriously doubt that the Mint would pay Eckfeldt good money to forge something it wasn't going to use!

Since Larry brought up the subject of striking rates, I'll briefly address this point. As I have the account books and other mint records, I can state that striking rates for the 1793 cents ran, on average, 7000 per 10-hour day. Assuming that there was about an hour of "down-time" per day for preparation and other sundry stoppages, this yields about 13 coins per minute. Figures for 1794 yield about the same.

While this rate is possible by hand feeding planchets into a press, this is not the safest thing one can do. According to Sir John Craig, Pistrucci (who worked at the British Royal Mint when they were hand-feeding) stated that every coiner had lost at least one finger. So, at the end of the day, rather than giving each other “high fives”, the best these guys could do was a “high four”, or maybe three! Also, since feeding mechanisms were first introduced in the 1780s and are really no more complex than the press itself and there are no records of Mint personnel losing their fingers, I think the Mint was using a feeding mechanism on their presses right from the start. But this is neither sure nor a major point.

In 1795 the striking rate had increased to 10,000 per day per Boudinot’s report to congress. The striking rates for the Middle Dates were much higher - 19,000 per day in 1819. However, by this time the considerable improvements had been made to the presses and an automatic feed mechanism with a feed tube was being used. (The manually powered screw presses in the French mints were reported to have a striking rate of 30 -35 per minute in 1835, so the 1819 figure is quite reasonable.)

Larry’s preliminary design does present some mechanical problems relative to ejecting the struck coin. His proposal of a collar firmly fixed to the die and the “lip” make it nearly impossible to eject the coin, by hand or otherwise, especially at the rate of one coin every three and a half seconds. I called Joe Rust and discussed this with him (Joe and I are working on some possible explanations), and Joe echoed my feelings that you couldn’t eject a coin from within a fixed collar. Joe also commented that if the planchet landed against the collar or expanded in such a way as to compress against the collar, it would be quite difficult to remove by hand. With a fixed collar always in the “up” position this would happen a lot. This also violates the main design parameter: the coin **must not** touch the collar, ever.

I’d also like to point out that if the die rotated the collar would too. I don’t think I need to go into why this isn’t too desirable.

The last thing I’ll point out is that the design(s) must take into account the two **different** die forms. The photo of the half dollar dies didn’t reproduce too well in my original article so let me clarify. As best I’ve been able to determine from the extant dies, the cent dies did not have a taper from the face to the base; they were a “cylinder on cylinder” design. Apparently only the half dollar dies from 1806 on had this taper.

Well, I hope I’ve covered everything. If anyone needs more information or has a point the want me to look up, just give me a call or email me at: craigs@pa.net. Good luck and don’t give up. I scrapped several designs before I came up with one that made even a little sense, and I’m not really thrilled with that one. I think it’s very likely that Joe will come up with something much better.

AN UPDATE TO 'THE HALF CENT DIE STATE BOOK'

Ron Manley

Since my half cent reference book was released at EAC 1999, I have become aware of several die states that were not previously known to me. These are described below and may be officially considered as "Manley die states". In addition, I continue to take notes on newly discovered reverse rotations, blundered edge lettering, descriptive die state data, die state availabilities, etc. If anyone has information they would like to share, I can be contacted by email at ronmanley@home.com.

1797 Cohen-1

1.5 Obverse: As State 1.0, with *no bulges*, but *with the vertical crack described for State 2.0* that extends from the rim at 12:00 down through the right side of B into the hair.

Reverse: As State 1.0.

Rare. Massachusetts collection; Stack's 11/89:33 (plated as lot 34); Stack's 10/95:20.

1797 Cohen-3b

4.0 Obverse: As 1793 C-3a, State 3.0, with a thick crack or "wart" at Liberty's chin.

Reverse: As State 2.0.

Very rare. Superior 9/99:347.

1803 Cohen-2

3.5 Reverse: A very heavy crack begins at the rim between D S, then extends right through the tops of STA (as described for State 4.0). A heavy branch crack extends from the rim to the top of the first T in STATES. The area above AT in STATES is sunken due to die breakage.

Unique or nearly so. New Jersey collection.

1808 Cohen-2

2.5 Obverse: The die breaks above TY, but the broken piece has not yet fallen out (resulting in a retained cud).

Possibly unique. Not seen but independently reported by its past and current owners.

1825 Cohen-2

1.5 Obverse: As State 2.0.

Reverse: As State 1.0, *with the stem end well-struck*, but also with fine rust and clash marks within the wreath.

Very scarce. Schonwalter collection.

1828 Cohen-3

5.0 Obverse: *Repunching on the 7th star is entirely gone.* No clash marks. The outer points on the stars at right become elongated toward the rim, similar to those seen on typical LDS 1829 C-1 specimens.

Reverse: *The defect joining the left top of H to the above leaf is nearly gone* (this may no longer be visible at all most specimens). *The wreath spine from the leaf point above HA is gone or nearly gone.* Clash marks within the wreath.

Very scarce. Manley collection; others.

**FIRST DISCOVERY OF THE OBTVERSE CRACK ON
1832 HALF CENTS**

Ron Manley

In the January 2000 issue of Penny-Wise, Bill Eckberg described his discovery of a light crack on the obverse of 1832 C3 half cents. This led to his elucidation of the emission sequence for the three 1832 half cent varieties.

Bill reported that the crack extended "from the sixth bead below the first star to the end of the bust". With the assistance of fellow collectors, he studied the appearance and development of this little crack on specimens from all three 1832 half cent varieties (the obverse die is common to all three varieties). As a result, Bill determined that the emission sequence for 1832 half cents followed the order: 1832 C1, then 1832 C3, and finally 1832 C2. It turns out, however, that there was an earlier discovery of this die crack, which I came across serendipitously.

On October 13th, 1984, a whist match was held between the half cent collections of Bob Yuell and the late Carvin Goodrich. This was reported in Penny-Wise the following year by Mike Packard (P-W, Vol. XIX, No. 1, 1985, p. 22). According to Mike, the many highlights included a LDS 1832 C1 specimen "with what appears to be a light crack from the point of the bust to the rim. The crack is directly opposite the listed crack through A in STATES, so it is possibly a clash mark". Well, of course, today we know it is not a clash mark. Too bad neither Bob nor Mike followed this up.

* * * * *

1794 CENTS: HAS ANYONE SEEN THIS?

Craig Sholley

At EAC 2000, Bill Noyes and I had the opportunity to see a most fascinating S71. The edge of this coin shows some interesting edge marks. We have been aware of this for sometime, but never seen marks quite this strong or dramatic. Since then Bill has seen another S71 with marks just as strong as these.



If anyone has a coin like this, please let Bill or I know about it as soon as possible, regardless of the variety. If you can get the coin to Bill, he will photograph it.

* * * * *

BUTTERNUT BITES: #5 Driving with Coins

(This is the second of five articles regarding collector security for coins.)

Few full time coin dealers with 10 years experience have avoided being a victim of theft. Some simply lost coins from shoplifting, while others were victims of murder to obtain their coins and collections. Some make the headlines, but most are never reported. Next to homes, vehicles are the most likely place for a theft to occur.

As I have previously written in an earlier security article, "one out of three collections will eventually be stolen. The impact is not only financial, but emotional as well. A sense of violation occurs that is difficult to describe. The loss has a negative impact to the victim in particular and to our hobby in general. Simply put, it's bad for business.

The age-old adage "An ounce of prevention is worth a pound of cure" could never be truer, than with security. The easiest way to prevent crime is to avoid it by not giving criminals the opportunity to perpetrate crimes against you.

In hopes of keeping the "joys of collecting" enjoyable and the dreams alive, these guidelines hopefully will help you reduce the risks of theft, for collectors and dealers alike. After studying hundreds of thefts, it is my belief that nearly always, one or more of these guidelines have been ignored. Security risks can never be eliminated, but risks can be managed to a tolerable level. Vigilance must always be maintained, as security is a constant. Be alert and aware of your surroundings. This alone can be an excellent defense, as criminals avoid vigilant persons.

Some of these suggestions you may already know about but may not practice. Some suggestions may be new, that you could put into practice. Few people can do all that I recommend, but the more you can implement, the lower your risk of being a target, and perhaps being a victim. My recommendations and suggestions can be useful to most collectors and dealers . . . if they will continually practice and apply them to their own situations.

Most security can be divided, and developed into four parts: **operational security**, **perimeter security**, **external security** and **interior security**.

Operational security would be how you operate or referred to as "your mode of operation: You need to ask yourself; "What kind of target am I presenting?" *Perimeter security* is considered in the immediate area near the target . . . you, and your valuables. As an example, while in your car, the area that you can physically observe in all four directions would be considered the perimeter. *External security* is considered the outside shell or walls of your home or car. *Internal security* would be inside your car or home, or anywhere you can physically touch your coins. Your objective should be to try to think in ways you can improve and protect each of these four areas.

Insurance is an excellent idea for both collectors and dealers. The normal costs are approximately 1% a year. For professional collectors and dealers, this cost is a deductible expense. Most policies have a number of restrictions and exceptions including coins left in unattended vehicles. Some homeowners' policies will cover a small coin theft, but many have exclusion clauses. Read your insurance policy carefully.

At major coin shows, larger firms sometimes use armored transport for inventories and collections. At some, professional numismatists use US Postal Service registered mail or

insured Federal Express to reduce the risk of loss. Be sure to keep in mind that the Postal service has a maximum dollar amount for each registered piece of mail of \$25,000. This may require sending multiple packages. Never send valuables certified mail. There is no recovery process on certified mail should it be lost. If feasible, consider these options, even if you use these services only occasionally. It may be worth the extra effort and expense to explore the logistics of them.

As with most types of security, traveling with coins the five P's are in effect; Prior Planning Prevents Poor Performance.

Operational:

Never, leave coins unattended in a vehicle! This is perhaps the single greatest security mistake you can make. I have talked with hundreds of dealers and collectors who have made this mistake. I have learned of collectors who parked their car in clear view, while they dined having supper, only to be able to see how fast the thieves worked entering their car and stealing their coins. Some professional car thieves can enter your car faster than you can with a key. Coins have been stolen out of cars in the process of loading and unloading them from the vehicle. Coins have been stolen out of vehicles parked at home, in a locked garage. Coins have been stolen from stalled vehicles on the roadways. The list of how and where coins have been stolen from vehicles is countless. **If you get only one thing from this article, remember . . . never, never leave coins or valuables in an unattended vehicle!**

When transporting coins and valuables in a vehicle, put on your very best driving hat. Be very alert, and drive defensively. Try to keep night driving to a minimum. Your reaction time is slower in most circumstances. Study the road map and route you are planning to drive. Plan checkpoints and safe havens, and the distance to each. Keep on your planned course or route. Decide early where you plan to fuel, eat, (use only a drive through eatery), or take a rest break. Know where your choke points (where you are most vulnerable) are, and have a plan in mind should your worst fears come to fruition. I would use backward planning, beginning with your arrival at home. Your home arrival may be the most obvious and most vulnerable choke point you have. Prioritize each so you will be even more vigilant at the most critical choke points.

If possible try to avoid travel alone. Traveling with a companion will lower your risk of being a target by 70%. In the U.S. Army's Ranger School you always travel with a "Ranger Buddy", even on survival excesses. Traveling with a dog also will decrease your security risk, (they also smell better than most of my former Ranger Buddies after three weeks without a bath).

Try to vary your routine. Avoid easily observed routines. If every day you depart your home at 9:35 AM, drive the exact same route, to the same destination, and return using the same route, you're broadcasting to the dumbest thief they have an opportunity for success. I had one dealer boast to me that after every weekend show, the first task he does on Monday morning is to be at his bank as they open, right at 9 AM, to place his inventory in the bank's vault. When I mentioned that a dirty little secret of the American Banking Association is the staggering number of robberies in bank parking lots and at ATM's, his reply was, "I bank in a good neighborhood". If I were a bandit, I would prefer the better neighborhoods to the poorer ones, as my rate of return for my risk would more likely be better.

If you ever have the opportunity to enroll in a professional driving course, do it. What you learn will not only be valuable in your work, but will also make you a better and safer driver on the roadway. The premier course is the Bondurant School of High Performance Driving, in Phoenix, Arizona. Many major corporations and government agencies use them. In addition to

teaching racing and stunt driving, they also offer a specialized program for executive protection that works well for security transport of valuables. Should you take a performance driving school and advertise it on your car with stickers or license plate holders, it will insure that you will never receive just a warning ticket for a traffic infraction, but an instant citation.

One thing you quickly learn in a professional driving environment is that driving is 100% focus and concentration. Statistics will tell you that driving an automobile is the most dangerous task individuals do on a daily basis. An insurance actuary will tell you the single most dangerous driving situation is driving in front, behind or near a truck with a 40 ft. Trailer. If you are in the habit of driving down the road, drinking coffee, smoking a cigarette, tuning the radio and talking on a cell phone, you can't possibly drive safely. You not only are at risk, but you are putting at risk everyone else on the highway.

After you have mastered driving with both hands on the wheel, you are now ready to improve on the second most violated driving rule . . . following too closely behind another vehicle. At 25 mph, it is difficult to make a quick lane change to avoid an accident with less than 4 car lengths. At 65 mph, unless you are a professional driver, you would be lucky to perform the maneuver in 10 car lengths.

The third major cause of accidents is too high of speed for the existing conditions. One of the greatest auto racers of all time was Sterling Moss. His most famous quote sums it up: "When approaching a turn, slow in . . . fast out, or fast in . . . dead out". After speaking with numerous state troopers, I would recommend that you follow the "seven" rule. Try to avoid driving more or less than seven miles per hour from the posted speed limit. Driving either faster or slower may attract the attention of other drivers, or the police. If you have used alcohol or taken medications that may cause drowsiness, simply do not drive. Using your seatbelt prior to placing the car in gear is a given.

One clear advantage you will have over potential perpetrators is that while you are reading and putting into practice this article on security, they are most likely getting high on drugs and alcohol in preparation, or building courage, to perpetrate a crime against you.

Perimeter:

Make it a practice driving in a right lane. Do not drive in the left lane, except to pass. You will not only impede faster drivers, but could solicit road rage. This is a situation that definitely does not qualify as a safe and secure trip. Try to be as low key as possible while traveling with valuables. Your objective is to travel from point A to point B without an incident. Should you inadvertently irritate another driver, avoid eye contact and continue to drive. If you sense any escalation in the situation, slow down and let the other driver proceed. If you are still concerned, let the other vehicle precede you past an exit, then exit your vehicle and reenter the hi-way at another point, providing you can do it safely. Under no circumstance should you involve yourself further in a potential road rage situation.

Be very cautious and aware of being followed by another vehicle. When you are driving on highways, travel at different speeds for 20 to 30 minutes. A vehicle following you while traveling at a slower rate is more obvious than one traveling at a faster rate. During the first hour of travel, take an exit, and then return back on the highway. If you are being followed, it will make it difficult for a bandit to follow. If you suspect you are being followed, exit, and make a right turn. If you are still concerned, make a second right turn. If you are still followed, you may have a problem. Should you make a third right turn, and are still being followed, you are! Do not stop. Under no circumstances should you drive to your home or hotel. If you feel your assailant knows you are aware of being followed, and your decision is to evade, place your

emergency flashers on as it will make following more difficult. Night or day, your breaking points on turns will be disguised. If at all possible, drive directly to the nearest police or fire station.

If in an extreme case where you are forced off the road by an assailant, or are confronted by an unauthorized roadblock, in all circumstances, do not stop your vehicle. If you can't drive around or away from your assailants, perform either a forward or reverse 180degree turn to avoid being forced to stop. This maneuver is not as difficult as it may look, if you have the proper training. If you have no way to drive away, you may be forced to drive through the roadblock. Knowing where to make contact with another vehicle to disable it and minimize damage to your own vehicle is critical. Most cars can sustain far more damage in the rear of the vehicle than to the front, and still be able to proceed. If the bandits have gone to that extent to stop you, your life will likely be expendable. Use your cell phone to summon help, but under no circumstance should you stop your vehicle. Even if you are carrying a weapon, and have been trained in its use, it would be nearly impossible to use it while driving a vehicle and still maintain control. Your best form of defense is your own driving ability.

Should an identifiable police car stop you, signal and pull over and off the far right side of the road, out of traffic and place your emergency flashers on. Turn your engine off and remain in your vehicle with both your hands on the wheel, clearly in view.

If an unmarked police car signals you, use your turn signal to move to the far right lane (where you should be driving to begin with), and use your arm to signal the car to move up along side of you. If you can identify a uniformed police officer, then signal and pull over and off the right side of the road, out of traffic and place your emergency flashers on. Leave you engine running; remain in your vehicle with both your hands on the wheel, clearly in view. Watch the officer approach and insure the stop is by an authorized law enforcement officer, before shutting off your engine.

What if you cannot identify a uniformed police officer, or the individual is also in plain clothes? Put your emergency flashers on but do not pull over. Use your car or cell phone and dial 911 to insure that the stop is authorized. If it is an authorized stop, they will call for backup by a marked police vehicle, driven by a uniformed officer. Only after you are assured that it is an authorized stop, should you pull over and stop.

At this point, the officer has the right to ask questions of you concerning the operation of your vehicle. If the questions go beyond operation of your vehicle, I would be very cautious in answering them. Simply informing the officer that you wish to be represented by legal counsel may refute a question that may elicit self-incriminating information from you. What if the officer asked for your voluntary consent to search your vehicle? Many motorists think that if they refuse permission, it is a sign of guilt and willingly sign a consent form. I would advise against giving permission for a search. For an officer to conduct a legitimate search of a vehicle, they must have "probable cause." The courts have made it clear that a routine traffic stop does not provide the officer with enough probable cause to search your vehicle without your permission.

If the officer still were intent on searching your vehicle, I would calmly explain that you are couriering valuables and that should an unauthorized search be conducted that the insurance company will require a complete written inventory. I would provide a business card and make it clear that you are couriering approximate 2,000 individual items, of which each will need to be inventoried and signed by both you and the investigating officers. The estimated time of the required inventory will be approximately 8 to 10 hours and will need to be conducted in a secure facility, not on the side of the roadway. Your insurance company that insures your collection may be willing to provide you with a letter, identifying you as their insured, with this

requirement. I know of few patrol officers that would look forward to 8 to 10 hours of paper work, unless there were substantial probable cause.

External:

Do a visual inspection of the exterior of your vehicle to look for any signs of tampering. Keep the vehicle clean so that any new smudges or marks can be seen. You can also use a small strip of clear cellophane tape to detect openings or tampering. Conduct a close visual inspection of your tires as well as the tires' pressure. Look at the inside, edges and surfaces for punctures or devices, which will disable your vehicle latter. Look beneath the car, under the engine to see if any fluids are leaking. A favorite is for a bandit to puncture a radiator hose with a nail or awl. After 100 or so miles the rubber expands, causing your coolant to flow out, which will shortly overheat the vehicle, requiring you to pull off the road. When you have pulled off the road you are a very vulnerable target.

After you have traveled as far as possible with the full tank of gas, and need to refuel, select a location that you can fuel directly at the pump with a credit card. Again, keep your vehicle locked during the fueling process. When you are at a secure facility, use the restroom just prior to loading your coins in the car, even if you don't need to. It may be hours till a secure opportunity later allows it. If you must use a restroom, and are traveling alone, be sure to park in clear view of the attendant. If you feel it appropriate to ask them to keep an eye on your car, while you use the restroom, do so. Avoid state highway designated rest stops. In the past, they have attracted petty thieves. Do not stop in a high traffic truck stop. These actually may attract a higher rate of car and truck break-ins. When parking your vehicle, turn your front wheels to a sharp angle to make it more difficult to tow away.

If you feel yourself getting tired, stop at a national hotel/motel chain. The expense is nothing, compared to the potential loss of property or life. No matter where or when you park your vehicle, always back into the parking place. Should you have to make a rapid departure, it is faster than having to reverse first, which is much slower.

As you drive, try to leave yourself a way out. Avoid getting boxed in so you do not have an escape route. Stop signs and lights are particularly dangerous. When in city traffic, drive in the center lane, or whichever lane gives you the best escape route. When required to stop at stoplights and signs, do not pull up directly behind the car's bumper in front of you. If you are stopped and are approached by someone on foot whose hands are not in clear sight, if you can safely do it, drive away to avoid the incident, even if it requires you to drive through the traffic light or stop sign.

Some collectors have been victims of an intentional accident in order to distract them to steal their collection. "Car bumping" has been most prevalent in California, New York, Chicago, Miami and Houston. Keep the doors locked and windows up and pepper spray dispenser in close proximity. If a pedestrian approaches you, have it ready to use should the harmless pedestrian turn out to be an attacker who may break your window. However, you still would be safer to drive out of a potential dangerous situation than to defend yourself.

If you are involved in a car jacking, immediately give up your car. Numerous people have been injured trying to resist. If however, during the car jacking, you are ordered back into your vehicle, do not do it, even if the bandit is armed. Your survival statistics are better, even being injured in a struggle to prevent kidnapping, than to be kidnapped, which will nearly always result in your being killed.

Internal:

I am sometimes asked what kind of vehicle is the most secure. Few people can afford to immediately go out and buy a new vehicle to transport coins. However, it would make good sense when purchasing a new vehicle to consider the vehicle's safety and security systems, both passive and active. Many government agencies use either the GMC or Chevrolet Suburban. Both can be easily modified with additional security and safety options. Both the BMW and Mercedes have optional locking systems and optional non-breakable windows that make it very difficult to penetrate. Somewhere between driving down the highway in a convertible with you hair in the wind, and your coins on the back seat, or to the extreme of traveling by an armored tank, is your own personal security solution.

What can you do to improve the security of your present vehicle? Insure you have a full tank of gas in your vehicle, prior to loading your coins, traveling to or from a coin show. High-test fuel gives you slightly better performance, a consideration for the return trip. Use a locking gas cap to prevent unwarranted fuel contamination. If your hood does not lock from the inside, get an internal lock installed. Dark tinted glass also helps to conceal your cargo. If your car has a vanity plate, especially ones that identifies you as a collector, replace it. They are too easily remembered and followed. Remove all bumper stickers that identify you with anything that could be remotely controversial.

Join AAA or other roadside assistance service. Don't try to fix a flat while transporting valuables, as that may be the opportunity the bandits are waiting for. Be sure to have your vehicle maintained regularly. Replace the tires, hoses and brakes a little earlier than you normally would. The last thing you need is a breakdown. Keep road flares, flashlights and a fix-a-flat aerosol can (it may be valuable in some dangerous road situations), in easy access. There are also some new brands of tires that will allow you to continue to drive, even after a puncture or blowout.

An auto alarm is excellent. Use an ignition or computer shut-off switch type that disables the car. This will prevent the car's theft with your coins inside. A thief will not have to unload your coins, if they can simply steal your car. Place the alarm warning stickers on two windows. I know of two situations where coins were a bonus to a common auto theft. One dealer I know went into a 7-11 to get a cup of coffee, left his keys in the car with the engine running. When he returned, his car with his coin inventory was gone. He called the police, who later found his car, with his entire inventory still in the trunk of his car, undisturbed! This may qualify for the most careless case study I know, and also the luckiest.

A cell or car phone is a must. Pre-load the Highway patrol emergency numbers of the states that you will travel, for instant assistance. It never ceases to amaze me how quick state troopers respond, even in what appears to be a remote area. Some of the newer cell phones have the ability to scan the nearest 911 numbers from your location. In an emergency, you can even leave the phone on so the operator can monitor your situation. Use some discretion when using a cell phone discussing coin business, as these can be easily scanned with the use of simple devices purchased at most radio or electronics outlets.

When packing your vehicle, always remember, **"Coins in last when departing. Coins out first, when arriving."**

Try to keep the passenger compartment of your car free of any loose article that may become a missile in an accident. Lock your coins and cases to your vehicle. A simple eyebolt can easily be installed in your trunk to the frame of your car at any garage. Use a sheathed, coil bicycle lock. It will make a bump, snatch and run more difficult. Bolt cutters normally can't cut

one. It will take most thieves over an hour to cut through it with a hacksaw. The handles of the cases are the weakest point. But without a handle, heavy cases are very difficult to carry. Overload the cases to be as heavy as possible. I figure that there may be 10,000 robbers who could probably out-run me, but none carrying a 100 lb. case using both their arms.

Be sure to lock your car doors immediately after entering your vehicle. **An important point to remember is that you are far more likely to be a target returning home from a coin show than traveling to one.**

Firearms:

Traveling with firearms in vehicles presents numerous problems for a citizen who desires to comply with the law. Unfortunately, there is little consistency in state firearms laws in regards to travel. Well meaning politicians have passed over 20,000 gun laws in the United States that have little, if any effect on the perpetrators of violent crime, but enormous ramifications on the average honest law abiding citizen who wishes to defend himself. If your decision is to carry a firearm while traveling, I would thoroughly research out the laws in your state and local area, and any areas you plan to travel prior to doing so. You should do everything possible to comply with the law and still maintain your own comfort level of security. I would then get proper training from a certified National Rifle Association instructor on the use of firearms. And only then would I even consider the purchase of a weapon. There is now available a portable combination lock box which has a removable base plate that can be bolted to your vehicle, to secure the weapon, making transport of a gun legal in most states. An additional base plate can also be used to secure the unit safely in the home or office.

Knowing that your best defense is driving away, around or through a situation, it may pay to put your money in a driver's seat designed for driving, with four point adjustable seat belts rather than a weapon.

We all make mistakes. But try to avoid repeating the same security mistakes. If you have violated your own security procedures and have not been a victim, consider yourself lucky. But to continually violate your own known security procedures, consider yourself a target. Should you want to gamble, try Las Vegas. Since you know going in that you will lose, there is less stress and at least they may give you a free drink in the process, to help numb the loss.

This paper is not intended in any way to be a legal or tactical guide. All information is from open non-restricted sources. Your thoughts and ideas are always welcomed. Address them to: Colonel Steven Ellsworth, c/o **BUTTERNUT**, Post Office Box 498, Clifton, Virginia 20124-0498. E-Mail: Butternut@qslink.com WebSite: WWW.Butternut.org

* * * * *

THOUGHTS OF A MIDDLE CLASS MEMBER

Lloyd Hurt

I am one of the middle class copper collectors that the Editor referred to in the last issue or P-W and one of the "silent folks" that have been referred to in recent postings about the changes in the EAC Sale. That editorial plus my experiences since getting back into collecting have prompted me to write.

For background, I don't really remember how I first got interested in coin collecting, back in the

mid to late 1960's. I do know that it was an EAC member named George Edwards and his wife Martha (also a part of the middle and the silent folks) who fostered my interest and helped me along the way. I spent many hours at their house talking coins and filling the holes in the basic sets I was attempting to put together. Along the way George introduced me to Large Cents, and they have been my first love since that time. With his help and guidance by 1975 I had put together a date set of large cents that I was quite proud of.

Shortly thereafter, career choices made it necessary to leave the area, and since my parents moved from the area about the same time, my contacts with George and Martha became sporadic. Along about 1978 I got "gold fever" and in a weak moment traded my date set of large cents for double eagles. Not the best move I ever made, but it's water under the bridge now. Shortly after this period I simply drifted away from coin collecting. There was no single reason, but thinking back on it, I was moving a bit with my job, developed other interests, and the coins were relegated to a box at the back of the closet.

Then three years ago while cleaning out my desk, I came across a 1794 and 1795 large cent buried in the middle drawer. That got me to thinking about collecting again and specifically large cents. I started looking for coin shops in the towns I traveled to with my work, in the areas where I live, and via the Internet, all to feed my growing appetite for large cents. About the same time my parents moved back to the area near George and Martha, so in visiting with my folks, I also was able to get re-acquainted with them, and have spent some happy times talking coins, and talking George out of his extras like an S-9 in Fine-15. George also brought me up to date on the latest reference books by William Noyes, John Wright, and Bob Grellman, which I immediately purchased. The next step was to join EAC, which I did about 14 months ago.

By the time ANA 1999 in Chicago rolled around, I needed two coins (1804 and 1809) to complete a date set. By happy circumstance my niece was getting married that weekend near Chicago. My wife graciously agreed to go a day early and allow me to spend the day at the ANA convention (my first). I had three goals that day. Purchase the two coins I needed for the date set and be the high bidder on the 1793 Chain GMM copy in the Heritage auction. I was successful on all counts, but how I got there was another story completely. After a quick trip around the bourse to check out everything and locate the copper dealers I then started back around to seriously consider my purchases.

The first dealer had multiples of both the 1804 and 1809 available, but I was made to feel as if I was intruding on his "time" by even asking to look at the coins (they were all in 2X2 envelopes). The next dealer I visited had some very high-grade large cents. Way beyond my means but still a pleasure for me to look at. It would have been even nicer if that dealer had even acknowledged I was there. Even saying hello would have been OK.

Then I got to Larry Briggs' table. Here I found folks willing to talk and show me their inventory. They didn't have an 1809 but I did purchase the 1804 from them. Since that time, I've purchased a 1795 from Larry as an upgrade to my date set. (I do believe in patronizing those who treat me nicely.) Next I ran into Doug Bird, and although he was somewhat occupied with a customer interested in the very high-grade stuff, he did take the time to show me what he had for both 1809 and Chain Cents. I purchased the 1809 from him, and look forward to dealing with him again. Two others on my list to meet were Tom Reynolds and Bob Grellman. Unfortunately due to time constraints and their schedules they weren't at the tables during a time I could be there, but I'll catch them somewhere down the road.

I left ANA/99 with very mixed emotions, happy to have completed my date set, but saddened by the apparent non-interest by a couple of dealers. They didn't know me, couldn't have known

what I was willing to spend and didn't seem interested in finding out. It's a sure bet those two will never see a dollar of my money.

As I write this it's been 10 days since I sent an email to another "big" name in copper looking for a 1796 Fillet (draped bust), to upgrade my date set. By my calculations that's long enough to at least have responded, yes I have one, no I don't have one, or no I don't have one but I'll look for you. Guess whom I won't be buying the '96 or anything else from?

I could go on, such as the EAC member selling coins via the Internet who had some I was very interested in, until I found out he was bidding on his own coins under a different name to raise the price, although I think his term was to "protect his investment".

On the positive side, I've met some very nice folks through EAC and the Internet. Some that come to mind are Bob Grellman, Ken Schugars, Ron Tagney, Donovan Epling, Mike Bristow, John Nicastro, Chris Schwedt, Larry Briggs and Doug Bird. I've purchased coins from all except Bob Grellman and hope to do so again. I've had dealings with Bob Grellman in attributing the late date cents. I'm not sure I'll ever really figure those out. Also, I think Bob was as excited as I was when I sent him the 39N15 that I got unattributed off the Internet. George and I had both agreed it was N15, but I wanted the Grellman card as well. Being particularly excited about this discovery I also sent an email about it to a prominent reference book author (his email address was in the region 8 directory). The next email I get from him will be my first.

Does all of this mean I'm anti EAC or large cents? Not at all! I look forward to each issue of P-W. I'll continue to patronize those who have treated me nicely in my dealings with them, and simply ignore those who don't. I collect for the sheer pleasure of collecting, not to make a profit. My motto is if I like it and can afford it, then it's mine!

I know I've rambled a bit and am probably off the subject as well, but I just wanted to share my thoughts and experiences. It is people like George and Martha who are the real backbone of the numismatic community and EAC. Their willingness to share their time and expertise fostered a love for coins that still burns brightly for me today. EAC like life has a wide variety of personalities in it. Some I can deal with and will, others I just avoid and be polite when necessary. Now if I can just get George to forgive me for selling the S-189 that I got from him to complete my first date set, way back in 1978!

* * * * *

FROM THE INTERNET

Bill Eckberg

Region 8 continues to grow. We now have 256 members, up from 248 two months ago. June 18 saw the 200th issue of Region 8. To illustrate how important communication of this kind can be to the club. **John Wright** wrote that EAC lost 24 of 1377 = 1.74 % of its membership this year. Region 8 lost only 2 of 242 = 0.83 %, indicating that Region 8 members are twice as likely to stay with it. This should not be surprising as Region 8 members all get a weekly "fix" of copper and stay in touch, at least passively, with each other. Probably the best use of Region 8 is in the publishing of request for information. Many members make such requests, and there are some in nearly every issue. Responses are generally posted to the whole group at the same time, so it is possible for all of us to learn together.

And on the issue of communication, Topic "A" of the past month was a VIGOROUS and, fortunately always civil discussion of the changes to the EAC Sale voted by the Board at the EAC2000 meeting. A lengthy report from President **March Wells** in mid-May included an explanation of what was voted on. Following the publication later in May of the most recent issue of *Penny-Wise*, the discussion began with **Dave Podwojski**, **Phil Moore**, **The Heims** and **Gene Heard** expressing opposition to/disapproval of the change, and **Mark Switzer** responding as a member of the Board. I will not enumerate all of the replies and discussion that followed other than to say that there appears to be considerably more opposition to the vote taken than some of us on the Board had expected, and that this is an issue that will not go away quickly. It is also my conclusion that for the good of the EAC, this issue will have to have a full and open discussion. That in Region 8 has been a helpful and constructive beginning.

H. Craig Hamling, **Tom Deck**, **Chuck Heck** reported recent coin upgrades.

Henry Hettger wrote regarding examples of 1817 N-4 EDS without the die break in the date. How many exist? Has anyone owned one, or have knowledge of an example?

Greg Heim reported preliminary ideas for the 2001 Half Cent Happening.

Jon Warshawsky and **Bill Eckberg**, respectively announced meeting of Regions 7 and 3, and **Phil Moore** and **Red Henry** reported on the meetings. Evidently the Sale was a major topic at the Region 7 meeting.

Frank Wilkinson wrote an interesting response to new Region 8 member, **Ronald Kroupa's** question about storing copper coins: "I recently "found" the coin I have owned longer than any other, a 1959 Canadian cent that is entirely red except for two or three tiny dark spots. The coin has been in a two by two cardboard holder with the clear plastic surrounding the coin for about thirty-five years. The key is to start with a dry coin that goes into a dry holder, and the coin must be kept dry. If you have a coin that makes other collectors salivate, keep it away from the salivators. The three worst things for a copper coin are: water, acid, and thieves. So any storage method should work if you keep those three away. Remember, the Oswald coins were supposedly kept loose in the equivalent of a cigar box for about two hundred years, and we know what they look like."

Roxanne Goldberg is "circulating" on of her new "Starred Reverse" GMM copies (in her wallet) and circulating (for real) Sacagawea Dollars.

Ron Manley reported an easy new diagnostic for attribution. The 1795 C6 reverse is the only one of the 1759-7 era in which a leaf nearly touches the 1 in AMERICA.

Doug Bird announced his and **Steve Carr's** ANA summer seminar.

Chris McCawley and **Jon Warshawsky** sadly reported the passing of **Tom Morley**.

And on lighter and happier notes:

Roxanne Goldberg announced her engagement to **Art Heimmelman** and was roundly and appropriately congratulated. I add mine-to her fiancé. She is a wonderfully enthusiastic, self-describer "copper cookoo", and we are all fortunate to have her and other like her in EAC.

Finally, **Ron Manley** forwarded a list of 25 eBay usernames related to EAC and early copper specialists (eac, walterbreen, rscohen, sheldon, newcombe, pennywise, etc.). Of those, he knew the identities of only one, and it was neither manley nor rmanley!

* * * * *

LETTER TO THE EDITOR

Steve Carr writes,

I'm sorry I did not get a Talking Beginners to you for the last issue of Penny-Wise. For the past six months, it seems like most everything has been more immediate than early coppers. Maybe it is a "fade" in interest, but I don't think so. I'm still looking for those two and three figure, VF-or-better middle dates. But even those are getting harder to find. Maybe it's the "wall" I hit, where I only need the more expensive and elusive varieties for my collection. Who knows, but I do apologize. . .

I haven't heard any comments (pro or con) on the Talking Beginners column for more than six months. And, to be honest, I don't have any thoughts on topics after I do the 1795's. Is the column still needed? I think it must be useful to some people. What other topics would fit? Any advice?

The last issue of Penny-Wise was a little distressing to me, but I can't quite put a finger on what it is that bothers me. The whole EAC sale scene was unsettling (were a few steps in the process bypassed?) and nay sayers and doom sayers will always be with us. Maybe it's a lack of focus I sense, indecision about where we are going, as a club and as individuals. I think this is particularly true among the middle class club members you describe. Maybe the real problem is in finding your niche in the club. How do you fit in? Where do you feel comfortable? DO you feel comfortable? Maybe that's where experienced collectors can help: include the "newbies" and middle collectors. I think, to a large extent, we already do this.

Maybe it's a lack of focus on what we can do for EAC. I think many middle class club members would be eager for more involvement and participation in EAC (just look at Region 8), if they just knew how. Right now, that's kind of a gray area. It is like, "So-and-so already does this, and so-and-so does that, and – geez, I can't think of anything I can do." Are there some areas where EAC needs help? Any small "jobs"? Any big "jobs"? Any way we can get more members involved?

An involved club is a focused club, But I ramble and ask lots of questions.

* * * * *

SWAPS AND SALES

EAC'ers are invited to submit their ads for inclusion in this column. Ads up to twelve lines are free. ADS LARGER THAN 12 LINES MUST BE SUBMITTED CAMERA-READY, AND PAID IN ADVANCE. Due to increased production costs, effective immediately, a full page ad is \$100. Graphic and halftone setup is an additional \$60 per page. One third page is \$35. Ads should be limited to early American Coppers or tokens. Deadline for material to appear in the September 15, 2000 issue is August 31, 2000. All ads must include the individual membership number of a current member in good standing. Copy should be sent to the Editor, Harry E. Salyards, 606 North Minnesota Avenue, Hastings, NE 68901.

IMPORTANT NOTICE:

Early American Coppers, Inc. publisher of Penny-Wise, does not examine any of the material advertised in Penny-Wise, nor does it review any of the advertising therein. Early American Coppers, Inc. assumes no responsibility or liability for any advertisement (or the material described therein) and no party shall have recourse against Early American Coppers, Inc. All transactions arising or relating to any advertisement in Penny-Wise shall strictly be between the parties thereto. Complaints concerning advertisers (or respondents) should be referred to the President of Early American Coppers, Inc.; complaints may result in abridgement, suspension, or terminations of membership or advertising privileges.

What others think of "The CENT Book" JOHN D. WRIGHT, EAC #7
MARK KLEIN: The CENT Book is all I'd dreamed it could be and more. Reading it is like enjoying a personal chat with John.

RICHARD STRILEY: Being a novice on large cents I found a number of other books confusing and hard to read. I have Adams, Breen, Grellman, Newcomb, Noyes, and Sheldon, but yours is the best.

JULES REIVER: Your book is wonderful. This is the first coin book I have ever seen which can be used to attribute coins without having my coins available for checking. Your pictures are so sharp that they make attributing an absolute pleasure.

SEE FOR YOURSELF - BUY YOUR OWN. See "The CENT Book" ad in this section.

What others think of "The CENT Book": Mabel Ann Wright, EAC #78

TOM DELOREY: I especially like the historical notes at the beginning of each date. It lends a warm, human touch that is missing from most numismatic literature published since Sheldon.

WARREN LAPP: I can see now why it took so long to get it into print. John didn't leave out a thing. I am amazed at the photos. The book is perfect in every way, which is what I would expect from JDW.

HERB SILBERMAN: Your book is beautiful! I congratulate you on the content.

TONY CARLOTTO: The CENT Book is fantastic. The year-by-year history is a very nice touch and keeps you reading.

SEE FOR YOURSELF -- BUY YOUR OWN. See "The CENT Book" ad in this section.

JERRY BOBBE, EAC #184 P.O. Box 25817 Portland, OR 97298
(503) 626 - 1075

Madness, intrigue, political struggle, power, greed . . . is it another pre-auction collusion session? No!! It's a series of early coppers that weaves one through the dawn of the Industrial Revolution and American Independence, the French Revolution, the political and social ills of Britain, and the lives of the elite and the commoner. **BRITISH TOKENS!** Send for your free copy of *The Token Examiner*, the world's most informative and entertaining price list of the 18th Century Aconder@ series. Superb quality, great rarities, bizarre die states, errors, trial pieces and patterns our specialty. This series has it all; and with the exception of expensive US related colonials (i.e., Washington pieces, Theatre at New York, et al), at prices not seen by large cent collectors for over half a century!

I am interested in acquiring ANY 1793 Wreath Cent (except S-6 and S-11c) in choice, true EF-45 to AU-58 (not "slab grade"). Well struck, good color, flawless fields, no rim dings. I will pay CQR "choice" +++. Particularly want Sheldon 5 Wreath in true 40 or better.

Also want 1652 Massachusetts colonial silver coinage – Oak & Pine Tree. EF-40 or better, full unclipped flan, well-struck and problem free. Particularly need OT 6 and 3 pence.

I also collect "Old West" and "Deep South" old saloon and military fort trade tokens, silver Indian Peace and pre-1900 American historical gold and silver medals.

* * * * *

PHIL FLANAGAN, EAC #425
Phone (360) 240 - 8366

PO Box 1288

Coupeville, WA 98239
Fax (360) 240 - 8360

BRITISH TOKENS of the 18th century form a fascinating series of mostly copper coins that incorporate many ties with the United States. In general, this series of mostly half pence is of a similar size to U.S. Large Cents. However, I must point out that this British series usually appears in better condition AND cheaper than our Large and Half Cents. Since we take the 3 major credit cards AND have a 21 day return policy, there's absolutely NO RISK! TRY US! Send for our free list listing hundreds of these beautiful coppers from FINE to PROOF. We also have many books on the subject which I'm sure you'll agree, makes collecting much more fun and interesting. Call me right now at 1-800-613-8731 for your copy!

* * * * *

Ron Manley, EAC 3909

300 Turnberry Circle

Brentwood, TN 37027

Now Available for Sale: "The Half Cent Die State Book: 1793 – 1857".

This 300-page hardbound reference book was the winner of the 1999 EAC Literary Award. Edited by Bob Grellman, it is packed with new and updated information on all business strike half cent varieties. Separate obverse and reverse descriptions are provided for each die state. Also included are over 250 plated die states, emission sequence revisions, rarity estimates, reverse rotation data for each variety, references to major copper sales, blundered edge examples, and more. All photographs are large (3-inch diameter for varieties; 2-inch diameter for die states).

\$75.00, postpaid (autographed on request)

* * * * *

JOSEPH V. DOOLEY, EAC #2409

PO Box 1572

Hurst, TX 76053
(817) 283-8616

OVER 1800 LARGE CENTS FOR SALE

Here is an opportunity to fill some holes. Many of these coins can be had for as little as \$8. Some as high as \$1000. They have all been graded and attributed by a noted third party expert. All are priced to sell. Three lists are available – for Early, Middle, and Late Dates. Please send a "9 x 4 S.A.S.E." with 55¢ postage for each list. Postage will be refunded with first order from any list.

* * * * *

BRAND NEW

CQR / NOYES CONDITION CENSUS, 1793 S-1 through 1814 S-295

- Same small format as CQR – easy to carry to shows.
 - All modern coin histories – listing grades and prices.
 - Absolutely essential for every buyer of large cents.
 - Top 12 to 20 coins listed for each variety.
- Now available!

Send all orders to me at the above address. Cost \$35 plus \$3 postage.

* * * * *

ATTRIBUTION & GRADING SERVICE

I offer an attribution and grading service for Half Cents and Large Cents. This includes the variety designation, die state (if appropriate), and my opinion of the sharpness and net grade. This info will be placed on a personalized 2 x 2 card to accompany each coin. Price for the service is \$1 per coin, plus return postage. No quantity limit, fast service, lifetime guarantee.

Please note I am **sold out** of the Attribution Guide for United States Large Cents 1840 – 1857. Estimated publication date for the third edition is 2002.

BOB GRELLMAN, EAC #575 PO Box 951988 Lake Mary, FL 32795 – 1988
(407) 321 - 8747

* * * * *

EXCEPTIONAL COPPER FROM THE 1790's: British tokens and books about them. We publish Dalton and Hamer, distribute the new 19th century copper token reference and stay in close touch with the British token market. We offer hundreds of 18th century "Conder" tokens each year as well as other series including 19th century copper, silver and (occasionally) gold tokens, British medals, British copper currency and out-of-print and important books and catalogs about tokens. Write for a free catalog.

Allan Davisson EAC #3299 Cold Spring, MN 56320 (our full address)
(320) 685 – 3835 FAX (320) 685 – 8636 email: davcoin@aol.com

* * * * *

Visit my new web site www.USColonials.com. I will post and describe any COLONIAL over \$199 for free – see the web site for the sellers' terms for full details. Contact Mike@USColonials.com or at 781-826-5697. Michael Wiersba, EAC #4236.

* * * * *

GARRY APELIAN, EAC #2686 910 Revere Road Glenview, IL 60025

Half Cent Counterstamps Wanted. Buying and Selling all Varieties. Please let me know what you have. My email address is apelians6@aol.com.

* * * * *

- Contains all 30 years (1967 – 1996)
- Contains all EAC auctions with prices realized entered alongside lot description (includes Bill Noyes color photos for '83 thru '87)
- Easier variety searchings.
- Windows / DOS / Mac compatible

	Cost:	\$117.00
	Shipping & Handling	4.00
Credit for returning old Version 1 CD-ROM – (-\$40.00)		_____
New member credit if joined in last 6 months (-\$10.00)		_____

Send to:	Digital Dynamics	Total	_____
	3055 Plymouth Rd.		
	Ann Arbor, MI 48105		
	(734) 995-2400		
	Check one:		
	<input type="checkbox"/> DOS/Windows	<input type="checkbox"/> Mac	

GARY A. TRUDGEN, EAC #1889 1729 Terrace Drive Vestal, NY 13850

FOR SALE: 1760 VOCE POPULI HALFPENNY - Nelson 2
 VF. Rarity-3 variety. Pleasing light brown surfaces. The obverse is smooth and somewhat glossy while the reverse exhibits some minor porosity. Typical flat strike resulting in weakness in the device centers and left-side of the obverse legend. Centered strike with full legends and date. Nice specimen accompanied with old ANACS certification papers. \$130.00
 Send for a free list of colonial and state coppers.

HENRY T. HETTGER, EAC #2349 PO Box 2018 Arlington, VA 22202
 (703) 979-1942

1794	S-78	GD-AG Obv. Countermark 4, intriguing!	Brown coin	\$ 55
1800	S-203	VF-25/15 Bold cud, small rim mark, nice brown		225
1803	S-262	NGC F-15/10 plus, Finest with die break per Noyes, only 7 known		1,350
1803	S-265	PCGS VG-10 "LG Date LG Frac" appealing light brown		185
1830	N-6	PCGS VF-20 "Med Ltrs" lovely chestnut brown.		475
1843	N-4	Petite Head Large Letters, lovely VF-30 choice		75
1847	N-31	F-12, the rare 1847/7 repunched date		35
1857	N-1	Large Date MS-63 BN, ex-NTL Auctions, pretty coin		395

Postage, any order \$3.00

TOM REYNOLDS, EAC #222

PO Box 24529

Omaha, NE 68124
(402) 895-3065

1800	C#1	R1	MS60	\$ 2900	Brown with choice, frosty surfaces. State 4.0. A+
1826	C#1	R1	AU50+	375	Brown with choice, frosty surfaces. State 4.0. A+
1795	C76b	R1	XF40	3750	Plain Edge. Medium brown with choice surfaces. C
1810/09	S-281	R1	VF20+	1150	Olive brown with smooth surfaces. A+
1813	S-292	R2	VF20	750	Brown with smooth, glossy surfaces. A+
1814	S-295	R1	AU50	3900	Plain 4. Brown with choice, frosty surfaces. Some faded red. Removed from an NGC holder graded AU58. C
1824	N3	R2	AU55	7400	Brown with choice, frosty surfaces. Tied for CC#7. C
1827	N11	R1	XF40	335	Brown with smooth surfaces. A+
1828	N12	R3+	F15	410	Brown with smooth surfaces. A+

SEND NAME AND ADDRESS TO RECEIVE FREE PRICE LISTS.

* * * * *

MARCH WELLS, EAC #702

2407 Tuckaho Rd.

Louisville, KY 40207
(502) 895-6104

1793	S1	G4	Superior 2-92:626	Pleasing coin	\$ 2200
1808	S277	VF20	EDS X: J.J. Kern 9-94		450
1808	S277	VG10	LDS M & R 9-84:377		125
1812	S288	F12	LDS Old scr rim thru hair		225
1812	S289	VF25	Better than Avg. Condition		750

* * * * *

TOM MADIGAN, EAC #3188

PO Box 348543

Coral Gables, FL 33234-8543

*****COLONIALS*****HALF CENTS*****LARGE CENTS*****

1786 CT M. 5.6-M	R.6-	VG8+	\$600.00
1802 S-236	R.1	UNC, minor planchet problems	\$3,250.00

Latest update of my fixed price list now available. Some great coins, and many decent coins in lower grades at easy prices. Good chance I'll have figured out how to shoot and email digital photos of my coins by the time you read this, so if you're online, send me an email and I'll send photos.

Email to madcoins@earthlink.net Phone: (305) 444-6483

* * * * *

COL. STEVEN ELLSWORTH "The Butternut" EAC #1901
Voice (703) 802-0252

PO Box 498 Clifton, VA 20124
FAX (703) 830-9176 (NEW)

e-mail: butternut@gslink.com. Web site: www.Butternut.org.

Check out our Web Site at www.Butternut.org or write for free price lists of massive amounts of coppers (over 4,000), call for detailed descriptions.

* * * * *

CQR #17 is still in the works. Reasonably firm plans are now to publish the 17th Edition of CQR after ANA 2000 (due to the important pieces that will be in the ANA sale), but before the end of 2000. This is not procrastination, but the need to do a lot of work given the sales that have been held so far this year. We expect that 2001 will hold some significant sales, and publishing CQR #17 in the October/November 2000 time period should be just about right. We will do our best to publish as soon as we can after ANA 2000.

We continue to gather information (sales, new finds, et al) and we need help from everyone that can contribute. I am, still, especially interested in information relating to Half Cents - Please help.

I observe, with interest, the various politics that continue in EAC. Why?

Checks may be made payable to "Jack H. Robinson" or to "M&R", I offer:

- | | |
|--|---------|
| 1. The 16th Edition of CQR, ONLY - Normal binding - Nothing else - | \$30.00 |
| 2. 16th Edition - Spiral (GBC) bound | \$35.00 |
| 3. 16th AND 17th (When issued) Editions - Normal binding | \$50.00 |
| 4. 16th AND 17th (When issued) Editions - Spiral (GBC) binding | \$55.00 |

New EAC members may deduct \$10.00 from any of the above, just provide me with your membership number (or indicate that it's pending) when you order.

I offer the following ORIGINAL earlier editions, sent POSTPAID:

1st Edition 12/31/83	\$ 5.00	(Sheldon Varieties Only)
2nd - 3rd Editions	SOLD OUT	
4th Edition 09/15/86	6.00	(Updated) (Very few left)
5th Edition 12/31/86	6.00	(Updated after RSB I) (Very few left)
6th - 7th Editions	SOLD OUT	
8th Edition 01/31/89	7.00	(Updated after JHR Sale)
9th Edition 03/31/90	7.00	(Updated) (I pay postage of \$1.43)
10th Edition 03/31/91	7.00	(Updated) (I pay postage of \$1.43)
11th Edition 02/29/92	7.00	(Updated, includes CC comparison)
12th Edition 03/31/93	7.00	(Updated) (I pay postage of \$1.43)
13th Edition 09/30/94	7.00	(Updated) (I pay postage of \$1.43)
14th Edition 03/31/96	7.00	(Updated) (I pay postage of \$1.43)
15th Edition 03/31/97	SOLD OUT	

We also offer BOTH volumes of the ORIGINAL Grellman loose leaf "Attribution Guide for United States Large Cents 1840 - 1857" with the "Quick-finder" supplement for a postpaid price of \$100.

The Superior Stamp and Coin, "Jack H. Robinson Sale Catalog", with Prices Realized is available, for \$40 ** POSTPAID.

EUGENE STERNLICHT, EAC #2131, 9441 Evergreen #306, Ft. Lauderdale, FL 33324
Hand Bound Volumes of The Numismatist

From June 1943 to June 1969, missing January through June 1955. Matching tan and gilt binding, title, volume, months and years on the spine, 6 months' issues per volume. 51 volumes total. Sent 4th class insured postpaid for \$399.

Tom Rinaldo, Copper #7 and #8, much wisdom in psychedelic colors, Yesteryear Coins lists, Dec. '91, Dec. '92, and July '93 + undated Copper Tome, postpaid \$12.

RON HOUSEKNECHT, EAC #2523 208 Cowbell Rd. Willow Grove, PA 19090-1506
(215) 659-4532

1845 N-4 XF, nice chocolate brown	\$50.	1853 N-24 XF 40+	\$40.
1846 N-2 VF-30+, choice	30.	1853 N-30 VF-25+, choice	30.
1847 N-7 VF-35, glossy med. brown recolored, ex-WCB, RSB	50.	1855 N-13 VF-30+, scratch under eye & on cheek, chocolate	30.
1848 N-30 F-12+, LDS, Grellman card	115.	1856 N-1 VF-30, choice glossy	
1851 N-7 XF-45	65.	light brown	35.
1851 N-23 VF-30, micro. porosity but great detail	35.	1847 N-21 VF-25+, choice smooth light brown, nick on chin	35.
1852 N-7 VF-30	30.		

MICHAEL WIERZBA, EAC #4236

Visit my new web site www.USColonials.com. I will post and describe any COLONIAL over \$199 for free--see the web site for the sellers' terms for full details. Contact Mike@USColonials.com or at 781-826-5697.

BILL McKIVOR, EAC #4180

P.O. Box 46135
BMcKivor@Juno.com

Seattle, WA 98126
(206) 244-8345, 10AM-10PM

Dealer in quality tokens at reasonable prices. Specialist in English "Conder" tokens, Evasion tokens, counterfeits, 19th Century token coinage, historical medals, and more. July-August issue out now. Many EAC'ers receive my free lists; send for yours today!



Superior Continues to

1797 S-131 R2+ AU50 Stemless Wreath Large Cent
from *The Douglas Smith Collection of U.S. Large Cents*
Realized \$17,250 in our June 2000 Sale



Set Amazing Prices

1803 S-244 R4 AU55 Large Cent
from *The Douglas Smith Collection of U.S. Large Cents*
Realized \$21,850 in our June 2000 Sale



for Large Cents

1803 S-264 R4+ VF25 Large Date with Small Fraction Large Cent
from *The Douglas Smith Collection of U.S. Large Cents*
Realized \$31,050 in our June 2000 Sale

Realize top prices for your copper by consigning to our
October 1-3, 2000 Sale of United State Coinage
Consignment Deadline: August 8

Contact Steve Deeds, Director of Numismatics
(800) 421-0754 x 230 or (310) 203-9855 x 230, steve@superiorgalleries.com

Visit us at Table 609 during the ANA World's Fair of Money® • Philadelphia, August 9-13



The Copper Experts



Steven C. Markoff
P.M.G. 325



Steve Deeds LM 985
Robert Hughes LM 4675
Ed Grundy LM 9167





SUPERIOR GALLERIES

BEVERLY HILLS

We Buy and Sell Great Collections™

9478 WEST OLYMPIC BOULEVARD, BEVERLY HILLS, CA 90212 • FAX: 310-203-0496 • WWW.SUPERIORGALLERIES.COM



Give him/her a

VERY SPECIAL GIFT

SPECIAL to Current EAC Members

\$100 Postpaid

(List Price \$125 Postpaid)

Or Get An Autographed Copy
Direct from the Author

John D. Wright
1468 Timberlane Dr.
St. Joseph, MI 49085