

# PENNY-WISE

© The Official Publication of Early American Coppers, Inc.



Volume XXIX Number 3

MAY 15, 1995

Consecutive Issue #168

Copyright, 1995, Early American Coppers, Inc. All Rights Reserved.

## TABLE OF CONTENTS

	Page	
Directory of Officers	144	
Harry E. Salyards	145	Editor's Introduction
<b>SPECIAL SECTION: MORE ON THE 1796 NC-7 CENT / 1797 HALF CENT</b>		
Bill Weber	146	More on the 1797 C-3b Half Cent Overstruck on a "Spoiled" 1796 Large Cent
George R. Trostel	147	1796 Sheldon NC-7 on a 1797 C-3a Half Cent
Bill Eckberg	148	Further Analysis of the Strike Order of the 1796 NC-7 / 1797 B3a (C-3b)
Rick DeSanctis	151	My One-and-a-Half Cents' Worth
Chris Pilliod	151	This is One Helluva Double Denomination Coin!
John Griffie	155	New Jersey Coppers, Part 23: Maris 45d
Ron Manley	159	Rarity Estimates of 1794 Half Cents Related to Edge Letter Size

## MEETING, CONVENTION, AND MEMBERSHIP NOTES

Ed Masuoka	164	Mid-Atlantic Regional Meeting Report
Mike Packard	165	The 1995 EAC Convention, My Perspective
Steve Carr	177	EAC '95 - Getting There was <u>Not</u> Half the Fun
Tony Carlotto	180	64 Hours in Cincy
Mike Packard	180	Masuoka Receives Award
Jan Valentine	181	Large Cent Happening
Dale Anderson	181	Review of 1995 EAC Exhibits
Harry E. Salyards	184	EAC Editor's Award
Tom Reynolds	185	1995 Cincinnati EAC Sale
Denis Loring	187	Minutes of the 1995 EAC Annual Meeting
Jim Holtz	189	EAC Comptroller's Report
Paul Langseth	191	Educational Forums at EAC '96: Advance Announcement
Rod Burress	191	Candidates for Membership

## SPECIAL ARTICLE

William Noyes	192	The Noyes Project
---------------	-----	-------------------

## MISCELLANEOUS COLLECTOR NOTES

Bob Yuell	193	Half Cent Whist in Pennsylvania
Dale Anderson	194	If It's Not One Thing, It's Another
Steve Carr	196	Copper Crossword: Hard Times Tokens
Q. David Bowers	197	Copper Auction Prices Realized, 1883

## LETTERS TO THE EDITOR

202

## SWAPS AND SALES

206

## EAC DIRECTORY OF OFFICERS

Editor	Harry E. Salyards 606 N. Minnesota Hastings, NE 68901	For all articles, letters and ads of <u>P-W</u> Deadline: end of month preceding date of next issue
President	Phil Ralls Box 631, 1200 N. State Los Angeles, CA 90033	For all general club matters — comments, complaints, by-laws questions, suggestions
Vice President	Wes Rasmussen 1600 West 92 Street Minneapolis, MN 55431	Chairman of the EAC convention oversight committee
Membership	Rod Burress P.O. Box 15782 Cincinnati, OH 45215	For lost or incomplete issues of <u>P-W</u> , changes of address. Dues \$20/year. (\$35 for 1 <sup>st</sup> class mail, \$5 for Junior members under 18.)
Secretary	Denis W. Loring P.O. Box 363 New York, NY 10101	
Treasurer	John D. Wright 1468 Timberland Drive St. Joseph, MI 49085	For questions of a numismatic nature, especially for his "Ask John" column in <u>P-W</u> .
Historian	Peter C. Smith 2424 4 <sup>th</sup> Street, NE #12 Minneapolis, MN 55418	For archival preservation of all materials relating to EAC from non-EAC sources.
Librarian	Mabel Ann Wright 1468 Timberland Drive St. Joseph, MI 49085	For donations of material to, or borrowing references from, the EAC Library.
Cataloger	Tom Reynolds P.O. Box 24529 Omaha, NE 68124	For consignments to the annual EAC Sale, held at the national convention.
Associate and Contributing Editors	Denis W. Loring John D. Wright Herbert A. Silberman	
Printing	Wes Rasmussen 1600 West 92 Street Minneapolis, MN 55431	Typist Debra Johnson 119 Ringland Road Hastings, NE 68901

Founding Editor  
Warren A. Lapp, M.D. (1915 - 1993)

## INTRODUCTION BY THE EDITOR: MAGIC COINS

Harry E. Salyards, M.D.

Over years of collecting, our acquisitions fall into many categories. Some were exactly what we were looking for. Some we bought to have *something* to show for our efforts, when we couldn't obtain what we *really* wanted. Some may have been cherished, while we overpaid for others - unknowingly, or even *knowingly*, despairing of finding another. Some fit perfectly into our collections; for others the fit proved more problematic. Some yielded the intellectual satisfaction of a tie to a famous former owner, living or deceased. Some were beautiful and common, some ugly and rare; far fewer combined unequivocal beauty and rarity. But the rarest of all I call magic coins.

These are those coins which you can't seem to put down. Every detail of their design, every aspect of their surfaces serves to enhance their fascination. They impel you to your library, and compel you to reread everything of both a numismatic and general historical nature that bears on your particular treasure - and you come away curiously dissatisfied, because no one else's mere words can speak to that sense of magic the coin kindles in you. The coin itself transports you more comprehensively to the era of its manufacture than any written history can.

Nor is the magic necessarily apparent at first glance . . . or at careful examination . . . or at the time of purchase. But either buyer or seller may sense that it could become that sort of coin. I recall Art Kagin once saying, as I considered a high grade 1872-CC half dollar for possible purchase, "Now there's a coin you can put under your pillow!" Not "portfolio" - "pillow." Just consider the difference as metaphor: not investment/finance/business, but intimacy/comfort/dreams. I bought the coin, and it was a beautiful addition to my collection; but alas, the feeling of magic was not forthcoming.

Magic coins tend to become keepsakes, even after we've seen and owned far better, judged by condition alone. I'm thinking of my Swedish emigrant grandmother, Lily Mattsson, who, forty-odd years after its striking, carefully set aside an 1857 Flying Eagle Cent, in about Fine condition, in an envelope carefully labeled, "Eagle Penny," which we discovered after her death in 1962. If we could know the feelings that worm cent kindled in a new American! I think also of the worm S-272 with which Bill Noyes prefaces his early date book, a coin from his grandmother, which "unknowingly began [his] entire project."

But a magic coin can also be a beautiful high-grade example. I have before me a choice Extremely Fine 1795 Flowing Hair Dollar. All that the Mint tried to achieve in engraving the 1794 cent dies, between extremes of the "chaw in cheek" of S-24 and the angular masculinity of S-72, is here achieved in perfect balance. Liberty gazes proudly forward, and just a bit upward; hair unbound but in soft curls, projecting youth and confidence. The much-maligned Eagle stands out within its delicate wreath of laurel and the simple, yet profound UNITED STATES OF AMERICA. Here, on his largest "canvas," Robert Scot accomplished what all his other denominations could only approximate. And imagine the contrast, for a people accustomed to crown-sized coins with triple-chinned kings and all the paraphernalia of heraldry! It was a new day in the world, and there was no going back.

I wish you each a few magic coins!

\*\*\*\*\*

NOTE: This mailing includes a replacement sheet, pages 87 - 88, for your March issue. The diagram on page 88, as published in March, was incomplete due to a page composition error on my part. I regret any confusion this may have caused.

## MORE ON THE 1797 C-3b HALF CENT OVERSTRUCK ON A "SPOILED" 1796 LARGE CENT

Bill Weber

Let me state at the outset that, as an ardent early copper buff, I applaud any responsible research which restores the rightful place of a once-spurned large cent variety as a legitimate mint product. Our esteemed EAC editor flatters me for authoring an "elegant" article — it was not intended so. Its function was to question the quirky rationale used to describe what — in my opinion — is an illogical "link by link" description of coin manufacture.

More importantly — it was intended to provide a plausible alternative — one which may eventually elicit answers to the prominent gaps which prevail in Mark Borckardt's writing and quite likely in my own. There are valid concerns — a great deal more important than whether the subject is a half cent overstruck on a cut down large cent or vice-versa. Whichever sequence is correct requires well thought out, objective, and logical articles in P-W — not as Mark suggests — "what is possible to have taken place." Almost anything is possible — but is it reasonable?

Additional unanswered questions: If the mint intended to strike a cent — why would it select a properly struck half cent for the planchet and then strike a grossly off center cent?? If this was a deliberate "piece de caprice" — a cent overstruck on a 1797 lettered edge half cent — Why wasn't more care exercised in properly placing the half cent planchet between the dies, even though it's obviously undersized and ill suited to the task?? Can the "cent overstruck on half cent" proponents support their claim that 1796 cents were still being struck in 1799? Recognized half cent authorities agree that 1797 C-3a, C-3b and C-3c half cents were struck in 1799 on rolled down, spoiled / mis-struck large cents.

The ANS example of the "NC-7" Cent obverse die shows a prominent bisecting crack — is it possible this major flaw occurred in this manner? Consider that the subject planchet was inserted — but only part way — between the dies. The dies are thrust together with the full force of the screw press — but only a portion of the dies meets a resisting planchet — the other portion does not. An imbalance of planchet resistance and die torque occur when the cent dies strike a partially inserted cent planchet. The problem is, only one portion of the obverse die expended its energy striking the planchet; the remaining portion — meeting no resistance but with the equal inertia / force creating an energy imbalance in the die-caused it to fracture: see obverse of ANS example. Only a partial impression from the cent dies appears on this mis-struck cent, so the coiner does not realize the obverse has fractured or the extent of the die break. Additional coins struck on properly inserted planchets display this extensive obverse die break and he removes the flawed die soon thereafter, accounting for its extreme rarity.

The press is intended to generate sufficient energy for the dies to render a bold impression over an entire planchet. Resistance as provided by a properly-centered planchet would preclude the striking die from continuing its downward travel beyond a certain point. We'll assume there is no "stop" or another device to prohibit the die continuing its downward travel beyond a certain point. Since the partially inserted planchet provided only a portion of the expected resistance, the hammer die's

downward travel exceeded the expected norm. Or — it may be the dies were set too closely together. Either condition results in a mis-struck large cent, the struck portion — because of the excessive force generated — is thinner than a normal half cent planchet — which it is!

The resulting mis-struck 1796 cent is saved for recycling into a half cent. When it's run through the rollers — set for half cent planchet thickness — the rollers still make no contact to the struck and abnormally thin large cent portion — but do reduce in thickness the spoiled cent's unstruck portion. It is sent to the planchet cutter and cut to half cent size. Edge lettering is applied and a subsequent striking with the half cent dies still make no impression on the abnormally thin cent portions — for the same reason the rollers could not.

Another pregnant omission in the "cent over half cent" concept is the fact that their "prize" is but one of several Low Head 1797 half cents — not the first known overstruck on a cutdown, spoiled large cent planchet. Attributable spoiled large cents varieties which became half cents include these Sheldon numbers — S-115, S-128, S-160 or S-161, and S-164, in addition to the "piece de caprice" 1796 NC-7 on a 1797 half cent.

\* \* \* \* \*

### 1796 SHELDON NC-7 ON A 1797 C-3a HALF CENT

George R. Trostel

Some comments on which came first:

In reading last month's article of the Large Cent struck over the Half Cent, I agree with Mark Borckardt that the half cent was struck first and then later the 1796 large cent. In reading Penny Whimsy, and Breen's Half Cent Encyclopedia, it is noted that some large cents dated 1796 were minted at a later time, and not only in the year 1796. Upon looking at the photos and other overstruck coins, one can see any order of striking, such as the denticles from the half cent showing in portions of the large cent area.

What I feel happened to the half cent, was that someone wanted a half cent with the date of 1796 on it. Were there half cent and large cent collectors this early? This person had looked for some time, and was unable to find a half cent with the date 1796 on it. The time had passed by and a year later none were found. All he now had was a 1797 half cent. His neighbor or friend worked at the mint. He told him he needed a half cent with the date 1796 on it, and asked if he could help him out. The friend stated that they were still striking large cents with dies dated 1796. So the minter took the half cent and went to work with it. At his lunch time break, he walked over to the large cent press and positioned the 1797 half cent in such a way on the lower die, that when the two dies came together the date of 1796 would be almost in a normal position but upside down on the half cent. Could this be why the date is on the obverse and not on the reverse or in another position, but so close to normal? So then, after the coin was struck, it was given back to the collector. He

finally had a half cent with the date 1796 on it.

\* \* \* \* \*

**FURTHER ANALYSIS OF THE STRIKE ORDER OF THE  
1796 NC-7 / 1797 B3a (C-3b)**

Bill Eckberg

I read with great interest the analyses by Mark Borckardt and Bill Weber in the January and March issues of *PW*, as well as the Editor's comments after each article. As he so aptly point out, the order of striking really does not matter to the numismatic value of the coin. Whether it was struck first or not, the large cent is one of only two of its variety known and the only one that is likely ever to be available. Thus, while the coin is a nice example of a scarce half cent variety, it is the *only* example of the large cent variety. I don't know who bought the coin, but the hammer price was so much more than I would have expected the half cent variety to bring that I suspect it went into a large cent collection. Nevertheless, the order of striking is of considerable interest to both half and large cent collectors, each of which (as well as the staff of Bowers and Merena) would enter the discussion with his own prejudices. I think that most half cent collectors would like the order to be "large then half"; most large cent collectors and the auction house would like the order to be "half then large." I admit that my prejudice is with the former group.

I did have the opportunity to examine the coin before the auction in Baltimore. There was a significant wait to see it, but I was able to spend several minutes examining the coin under both a 10X and a 20X lens. It is as interesting as advertised! There is a small streak of porosity on the obverse (as illustrated in the catalog), and the surface overall is very minutely rough with some "pink" areas which make me think that it has been dipped and recolored but these are insignificant distractions in an otherwise spectacular coin. The half cent strike is sharp, and, from what can be seen of it, the large cent was also strongly struck.

Finally, both Breen and Cohen state that all the low head half cents were struck on cut down large cent errors. Thus, if the large cent came last, the coin must be a large cent struck (using a broken die saved from at least two years previously) over a half cent struck over another large cent, which was only then given a half cent edge with the Castaing machine. This stretches credulity too far. For the following analysis, I will *assume* that the large cent came first as all of the variety are believed to have been struck from such planchets. I will then show how the appearance of the coin is fully consistent with its being a half cent struck over a large cent.

Dr. Salyards' arguments based on coin/die relationships during striking are interesting, but in my opinion not correct, because the planchet of an off-center large cent would not be as he presented it. I show the relief of one side of a normally-struck coin in Figure 1. (Though the results shown appear to be from striking in a close collar, that is irrelevant to the arguments either he or I present. It was just easier to draw.) Instead of being in *low* relief like the field of the coin [between the

portrait ("A") and the rim ("B")) as Dr. Salyards suggested, any unstruck area (C) of a planchet struck off-center would be of at least *intermediate* relief (Figure 2). If the large cent strike was considerably off-center, as this one must have been (Figure 3), the force of striking, which should have been the same as that used in striking a normal large cent, would have been focused on a smaller part of the planchet and would have impressed the design more deeply than it otherwise would have been, leaving the unstruck parts in the *highest* relief.

Furthermore, although the conclusions I have drawn do not depend on it, the effects of stress-hardening could also contribute to the present appearance of the coin. Since the stress of striking hardens the planchet, it seems logical that the stress-hardening would not be completely uniform across the struck area, but greatest where the die and planchet came together with the greatest force, *i.e.* in the fields. The raised elements would be relatively less stress-hardened, and the unstruck area would be the least stress-hardened.

The highest point of the design of either coin is the rim dentilation. Otherwise, the coins could not be stacked — all other struck areas are in lower relief than the dentils. Therefore, if the large cent came first, the highest area on the cut-down planchet would be either the unstruck area or the dentils, followed by the bust and letters, with the fields lowest. Then, when the half cent was struck, its design would be most strongly impressed on the (previously) unstruck surface (which would also be softer, not having been stress-hardened). The bust, being next higher in relief on the obverse, would be expected to show less impression of the half cent dies, and the fields, being lowest, would receive little or no impression from the half cent die. We would also expect that the half cent dentils, being the deepest recesses in the half cent die, would give very weak impressions on any struck area of the large cent and the weakest impression on the fields of the large cent, the deepest recesses in the the planchet. This is exactly what is observed. The half cent is well-struck on the parts of the planchet not struck by large cent dies. The pole and bust line (and traces of a few dentils) are weakly visible on the large cent bust, and little or no half cent impression can be seen in the recesses of the large cent. The only numeral of the date through which an edge of differential relief in the half cent die passes is the 9, through which the edge of the throat passes. It appears to show traces of the line of the throat, but this could also be explained as a mark on the coin. Note also that the large cent obverse dentils are nearly obliterated, except their inner edges, as would be expected if they had been flattened by the half cent die.

On the reverse, the letters "TE" of the large cent appear to be flattened and both show definite traces of half cent leaves and lettering *on top of* them. Again, this suggests that the large cent was struck first.

I must also agree with Bill Weber's point that for the half cent to have come first the large cent must have been a "pièce de caprice" produced at a time when the Mint could have ill afforded to waste the time and materials on such a coin. I hope that my "four half cents' worth" has been helpful to this continuing discussion. In conclusion, the logical and physical evidence both support the "large cent first"

theory. Nevertheless, the coin remains both a 1796 NC-7 and a 1797 B-3a/C-3b. It has greater monetary value as the NC-7, but its greatest value of all to is to students of early copper as a spectacular and challenging puzzle.

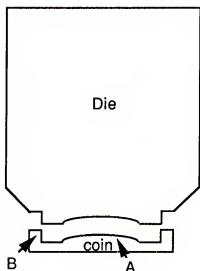


Figure 1

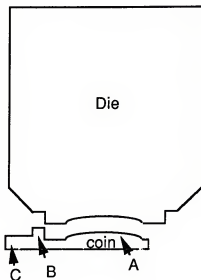


Figure 2

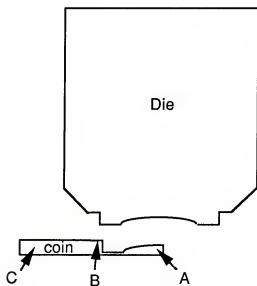


Figure 3

\*\*\*\*\*

## MY ONE-AND-A-HALF CENTS' WORTH

Rick DeSanctis

Just a quick note regarding the ongoing debate of "which came first", the large cent or half cent striking of the 1796 NC-7. While I have not examined the coin in person, the photographic evidence leads me to strongly believe that indeed the half cent came first, large cent second. However, one possible clue either way which I haven't seen discussed yet is the edge lettering itself. Is it relatively full and sharp all around the circumference? Or is it (as I suspect) somewhat distorted where the large cent impression is, having been squeezed thinner by the large cent dies. Of course, if it is full and sharp it is still possible that the edge lettering was applied last as Mark Borckardt speculates, but this does indeed seem to be a "stretch."

A couple more quick points supporting the large cent second theory: It is entirely consistent-looking to similar modern error coins of the same nature, such as Lincoln Cents overstruck on struck Roosevelt Dimes. Also there are many off-centered coins, both old and new, that are not significantly out of round, just very slightly oblong as appears to be the case here. This is even more likely when it is off-center on a previously struck coin, again, as appears to be the case here. One last thought. Is it possible this could have been made outside the mint with discarded dies?

That's my 1½ cents' worth. In any event, it's a truly fascinating discovery!

\*\*\*\*\*

### THIS IS ONE HELLUVA DOUBLE DENOMINATION COIN!

Chris Pilliod

I, like the vast majority of collectors in the country, first saw the Bowers auction piece displaying a double struck Half Cent / 1796 Large cent on the cover of Coin World in January of this year. My first reaction was that this was one helluva double denomination error -- a One and a Half cent piece!!! It was nice enough to draw a floor bid of \$28,000 on March 24 in Baltimore. More importantly I was also quite sure at first glance that the striking sequence had to have been "Large cent Last." This was typical of the double-struck coinage of the modern era I was much more familiar with. In this respect, the latter strike nearly totally obliterates the original features of the primary strike. I was confident enough that I passed these thoughts on to Mark Borckardt at Bowers and Merena. But then I talked to Henry Hilgard, a pioneer in early US coinage and he wasn't convinced at all of this, and reminded me that spoiled Large cent flans were known to have been used for Half cent stock. This set my metallurgical mind to work, and when I received my Bowers catalog with the enlarged photo I did some serious brainstorming, going over the piece with the dogged persistence of a detective.

The following points are stated initially as deductions or observations, either on my part or others who have seen the coin.

- 1) The Half cent has a lettered edge around the circumference of the coin.
- 2) Regardless of which strike came first, the nominal thickness of the Large cent strike must be thinner than that of the Half cent.
- 3) If one were to run one's finger over the obverse surface of the coin, a noticeable dip or ledge should be felt when crossing the border into the Large cent. Based on the arguments below I would guess this ledge would be considerably **less** noticeable on the reverse.

*I. The Large cent striking occurred in-collar.* The only conceivable way for a coin to be struck off-center over 50% is for the blank to rest on the collar prior to striking. This in turn would require the anvil die to be in its normal position -- recessed inside the collar. If the anvil die was extended up above the plane of the top of the collar (as it is for a broadstruck coin) the blank could not be positioned to rest on the anvil die with more than half its weight off the edge. Moreover, the large cent striking has the correct appearance of an in-collar strike as evidenced by the stretched dentils showing on the reverse side.

In-collar off-centered strikes always show some amount of bend at the junction of the collar, and particularly so if they are struck far off-center. This is true regardless if the coinage has a lettered edge or not. The bend or angle occurs as a result of the planchet being struck against the edge of the collar at the time of coining . . . in essence, it's like breaking a piece of kindling wood against your leg. Coins struck far of center and in-collar, such as this piece was, tend to show a greater angle than those struck slightly off-center (say 15 to 20%, as is common). My guess is that this is so because the amount of mass being struck is less, causing proportionally less resistance, and thereby allowing the coin to be depressed or flattened more, by perhaps 1/32 or 1/64 of an inch. Remember that the only thin keeping the dies from clashing is the planchet, and if only 30% of the planchet is present then the stress per unit area of resistance is much higher. This added distance, although seemingly slight, imposes a substantially greater amount of force of the blank against the collar and thus creates a greater bend. Again, it's akin to taking a wooden board and using it as a fulcrum to move a rock . . . the longer the fulcrum arm, the greater the stress applied. In normal operations the anvil die must have been seated quite closed to the top edge of the collar so that a 1/32<sup>nd</sup> or 1/64<sup>th</sup> of an inch was a significant additional distance.

*Why is being an in-collar strike relevant?*

From other independent research it is known that the early Large cents were struck with the obverse die in the hammer position. (Although it is irrelevant to the discussion, early Half cents were struck with the reverse apparently in the hammer position). Regardless of whether the Large cent striking came first or second, the piece after being struck by the Large cent dies would have to look like the following from a side view:



Keep this in mind as we quickly discuss strain hardening. In reality the effect of "stress-hardening" (the correct metallurgical phenomena is "strain hardening") has *little bearing* in the manner that Bill Weber and Walter Breen suggest. Their argument is that the struck area of the Large cent is hardened to a degree as to not allow a subsequent strike from afflicting any visible impression. Metallurgically this is extremely difficult to support unless it can be proven that the struck portion of the coin is hardened beyond the striking force of the press. I find this difficult to grasp and it reminds me of what one of my college professors liked to say, "Are you saying it's harder than the Hinges of Hades?" One striking does not make the metal *that* much harder -- it does not turn copper into prison-bar grade steel! However, the strain hardening that does occur and is relevant is that which allows the coin to retain its bend as diagrammed above.

- A) If the Large cent striking came last the obliteration of the Half cent should be uniform and even in nature. The fields of the Large cent would demolish the Half cent while the high relief areas of the Large cent would possibly allow some of the design of the Half cent to show.
- B) However if the Large cent striking came first, the Half cent striking would be noticeable only on those areas that it could make contact with. From the above sketch it can be seen that these areas would be the outer edge of the coin on the obverse and the inner dentilated edge of the Large cent on the reverse.

The photographic evidence offered in the Halpern catalog seems to show the following: Half cent dentils are in prominence on the obverse of the Large cent whereas none appear on the reverse. The pole from the Half cent strike shows well. The reverse shows less detail . . . a segment of the right side of the "M" and left side of the "E" from AMERICA show on the "T" of STATES on the Large cent. Also portions of the Half cent wreath show on the "E" and "S" of STATES on the Large cent.

Generally, the only signs of any striking from the Half cent on the Large cent are close to the edge whereas on the reverse the Half cent shows in the areas close to the Large cent dentils. This stiff little strain hardened angle allows enough resistance during striking for the aforementioned phenomena to be true. And the reason for very little of the original Large cent striking to be obliterated is simply because it was *so much thinner* than the nominal final thickness of the Half Cent. It's like being down in a five foot wide trench when a ten foot diameter steel plate falls . . . it may shake you up a bit but you'll be OK. This, to me, tends to support the Large cent striking being first.

*Note the elongated dentils on the reverse of the Large cent. "Elbowing" of the dentils near the edges is observable. One may argue that this is caused as a result of the Half Cent being struck last and causing the spread but in reality this occurs from the off-centered striking itself, as can be seen in the photo of a double struck far off-centered 1859 CN Indian cent (in this case the off-centered strike came last-- note that the strain hardening from the initial striking did not prevent the second strike from totally obliterating it. An this is a planchet containing nickel-- an alloying element intentionally used to enhance strain hardening capabilities). In my opinion the feature of elbowed denticles has no bearing on the order of striking.*



**ii. Appearance of edge lettering.** The appearance of the edge lettering must look different depending on whether they were present at the time of the Large cent striking. If the lettering was added to the coin after the Large cent strike then they would appear normal in shape and size, with the distinct possibility that parts of the lettering would be missing near the Large cent striking area, most likely the parts at the edge of the reverse. This would support the Half cent striking being the latter strike. On the other hand, if the edge lettering was present at the time of striking of the Large cent, all portions of the letters would be present but would appear "squashed" from the striking, having the appearance of the following:

T W O                      instead of                      T W O

If so, this would support the Large cent as being the latter strike.

**HOT OFF THE PRESS:** From a phone conversation with Hilgard last night, he was able to confirm that parts of the lettering are indeed missing from the area of the Large cent striking, and that no smashing or compression of the lettering exists. This offers the strongest physical support in favor of the Large cent first.

**iii. "Mass can not be created nor destroyed . . . only changed in form."**

So said Einstein and every other smart physicist says he is 100% correct. So who am I to argue? Regardless of which strike came first, significant thinning of the large cent area must occur. This is the only way for the Large cent features to dominate this portion of the piece. This displaced mass from thinning has to go somewhere. This displacement of mass could have resulted in sublimation of the metal or liquification but we know this doesn't happen and I only bring this up for a little levity . . . very little. In reality, generally the struck portion "fans" out and widens the coin. Note this phenomenon in the Indian cent photo above.

If the Large cent was struck last this means the Mint would have had to excise the fanned-out portion of the coin by passing it through the blanking stage again. In addition to this, they would have had to pass it through the Castaing machine again. Both of these are physically possible, and so cannot be used to rule out this sequencing; but if so, this piece would surely be in the running for the number one spot on David Letterman's Top 10 List of *US Mint Man-hours Required To Produce One Coin*. I, for one, can't see why they would put forth so much effort in producing one coin; this seems to be strong circumstantial evidence against it.

Put another way, there exists a legitimate reason for the Large cent to come first, but there is no legitimate reason for the Large cent to come last. The obvious reason for the Large cent to come first is that an off-centered strike could be salvaged in making a Half cent later on. But there is nothing to gain from striking a Large cent on top of a Half cent unless it was by mistake or caprice, the latter of which I personally feel is grossly overestimated as a cause by collectors.

\* \* \* \* \*

## **EDITOR'S FINAL COMMENTS:**

**TO RICK:** You're right. The appearance of the edge lettering is a crucial piece of the puzzle. See Chris's discussion of it.

**TO GEORGE:** "Pieces de caprice" are like conspiracy theories: no strength of proof exists to rule them out.

**TO BILL W.:** Where your former discussion was merely elegant, this one was compounded of devastating logic--and white heat!

**TO BILL E.:** I stand corrected in my die schematics.

**TO MARK B.:** I think you've taken undeserved heat from some quarters for writing what was interpreted as a commercially self-serving article. I know from our early discussions that that was not your motivation, and that 'puzzling out' and restoring the '96 NC-7 was the most exciting part of the discovery.

**TO CHRIS:** Like me, you examined a photograph, and initially concluded "Large cent last." Unlike me, your background as a metallurgist enabled you to critically examine certain technical aspects of the coin's manufacture, resulting in the opposite conclusion. I think you're right.

\* \* \* \* \*

## **NEW JERSEY COPPERS, PART 23: MARIS 45d**

John Griffiee

A small diebreak at 4:00 on the shield, which points to the final star, distinguishes the 45d from all other varieties. This defect is on every 45d I have seen plated in auction catalogs AND they are all almost the same size. Apparently the defect or break had already developed to this point when the 45d was manufactured. Unlike the 'Bridle,' 'Spitting tongue,' and 'Goiter' variety defects, which continued to enlarge, the 'd' diebreak remained constant throughout the balance of the life of the die. The die was probably weakened as a result of earlier die clashes in that exact location.

As a collector or follower of the N.J. series, you are probably aware that there are more 'd' reverse coins in the Maris numbered series, i.e., 43d and 44d.

Based solely on my viewing the plated coins in the auction catalogs I own, I have concluded that the production sequence was as follows:

1. 44d No shield diebreaks found, including Garrett-Picker, Spiro-Bareford, Taylor, and Quartette.
2. 43d Many coins found with no shield diebreaks, including Norweb, Bareford, and Dodson. The Garrett coin (Lot #1440) has as large a diebreak as the Garrett 45d (Lot #1442).
3. 45d All coins with diebreak.

Because of this secondary study, I surmise I should qualify the first sentence of this article--there are a few 43d's which share this defect, but these coins can be easily separated from the rarer 45d's.

The right ear of the horse on 45d is larger and longer than its left ear and leans to the left, pointing to the left leg of the 'A'. On 43d the right ear of the horse (both ears are about the same size), leans to the right and points between the 'C' and 'A'.

Just remember, if it has the diebreak it is either a 43d or a 45d. A large ear confirms a 45d.

Listed below are all the 45d's in auction catalogs I own where I do not know the present owner or location of the coins. If you own one of these coins, or know of someone who does, please let me know. It's a long list -- help a researcher!

A 'P' means the coin was plated, 'L' is short for "Lot," and 'FPL' is "Fixed Price List."

N.Y. Coin, Parmalee	6/1890	G	--	L417
Chapman, Mills	4/04	G	--	L441
Chapman, Mills	4/04	G	--	L441 2 <sup>nd</sup>
Chapman, Stickney	6/07	VG	--	L299
Elder, Gilbert	10/10	VG	--	L1425
Chapman, Sisson	4/16	Fair	--	L648
Elder	2/17	G	--	L646
Chapman, Eaton	5/29	Fair	--	L158
Schulman, Spiro	3/55	F	--	L1541
Stack's	12/63	VG	--	L374
Harmer, Rooke	11/69	Fair	--	L208
Stack's, Mass. HS	3/73	F	--	L72
Stack's, Kissner	6/75	VG	P	L120
Pine Tree, EAC	3/76	VG	P	L2050
Stack's, bal. Robison	5/82	G	--	L76
Richard August, FPL	10/87	VG	--	#32
B & M, Saccone	11/89	VF	P	L1615
Mike Ringo, FPL	1/91	VG	--	#63
Stack's, Hessberg	6/91	VG	P	L1310
B & M, Frontenac	11/91	F	P	L177
B & M, Quartette	3/92	F	P	L1386

From information obtained from N.J. collectors, I have compiled the following condition census for Maris 45d.

1. EF45 Tony Terranova; B & M, Taylor, 3/87, L2228; B & R, Garrett, 10/80, L1442; Henkels, Maris, 6/1886, L439
2. VF20 - 30 flan B & M, Saccone, 11/89, L1615; Harry Rescigno; B & M, Norweb, crack 11/87, L1349; Fred Baldwin, 1961

3. VF Scott Barnes; B & M, Dodson, 6/84, L3209; Stanley Sherr
4. VF Angel Pietri; Tom Rinaldo; B & M, Quartette, 3/92, L1385; Henry Garrett
5. VF20 Noted Western collector
6. F - VF John Griffee; Maryland collector
7. F15 B & M, Quartette, 3/92, L1386; H. Garrett; Schulman, Spiro, 3/55, L1541A
8. F12 B & M, Frontenac, 11/91, L177; FCC Boyd; New Netherlands; Schulman, Spiro, 3/55, L1540
9. F12 Noted Western collector
10. F12 Peter Scherff; B & M, 8/88
11. F Steve Tanenbaum
12. F Stack's, Mass. HS, 3/73, L72
13. F rough Schulman, Spiro, 3/55, L1541
14. F / VG Richard August, Bob Vlack
15. F / VG Glen Ivey; John Griffee; Richard August; Bob Vlack, 1974
16. AF P. T. Quigley; Bill Anton; Edward Black
17. VG Chapman, Stickney, 6/07, L299
18. VG Elder, Gilbert, 10/10, part of L1425
19. VG Stack's, Kissner, 6/75, L120; Damon Douglas
20. VG Pine Tree, EAC, 3/76, L2050; A. Kessler, /72
21. VG Stack's, Hessberg, 6/91, L1310
22. VG John Lorenzo, Stack's, Coin Galleries, 11/88, L1266
23. VG Roger Moore; Stan Bresticker
24. VG Sinking Spring, PA collector; Jeff Rock, FPL #8, Summer /93, #199
25. VG George Lyman
26. VG Northeastern collector; B & M, 1982
27. VG N.Y. collector #4
28. VG Richard August, FPL, 10/87, #32
29. VG Mike Ringo, FPL, 1/90, #31
30. VG Mike Ringo, FPL, 1/91, #63
31. VG Stack's, 12/63, part of L374
32. VG NJHS; bequest of Frederick Canfield, Dover, N.J., 1931
33. VG ANS; Henry Grunthal (1945)
34. VG ANS; Henry Grunthal (1945)
35. G / V Dave Palmer
36. G - VG Ron Feuer; Henry Garrett
37. G - VG Robert Connell
38. G Sol Schaffer; Tom Rinaldo
39. G NY Coin, Parmelee, 6/1890, part of L417
40. G Chapman, Mills, 4/04, part of 1 of L441
41. G Chapman, Mills, 4/04, part of 2 of L441
42. G Elder, 2/17, part of L646
43. G Stack's, bal. Robison, 5/82, part of L76
44. AG Michael Michel; John Griffee; Mike Ringo, FPL, 8/88, #39
45. Fair Chapman, Sisson, 4/16, L648

- 46. Fair Chapman, Eaton, 5/29, L158
- 47. Fair Harmer, Rooke, 11/69, L208
- 48. ? Bill Anton
- 49. ? Bill Anton

Any additions or corrections to the above condition census would be helpful -- send facts to me at 946 General Whiting Blvd., Kure Beach, NC 28449.

#### REVISED CONDITION CENSUS FOR 12I

New discovery:  
 New coin #17 VG / F Maine Collector #1  
 Old coin #'s 17 - 49 become #'s 18 - 50

#### REVISED CONDITION CENSUS FOR 18J

New discovery:  
 New coin #33 G Roger Moore; Gary Eagecomd  
 Old coin #33 becomes #34

#### REVISED CONDITION CENSUS FOR 34v

Coin #22 Pedigree should read: George Lyman; B & M, etc.

#### REVISED CONDITION CENSUS FOR 42c

Coin #18 Pedigree should read: Sam Nacol; Tom Rinaldo etc.  
 Coin #18 Pedigree name change: "Rush" Smith to "Russ" Smith  
 New discovery:  
 New coin #20 F / VG Roger Moore  
 Old coin #'s 20 - 41 become #'s 21 - 42

#### REVISED CONDITION CENSUS FOR 71y

New discovery:  
 New coin #9 F / F15 o / Vermont, R24 Roger Moore; Colonial Trading Co.: NE antique dealer  
 Old coin #'s 9 - 22 become #'s 10 - 23

\* \* \* \* \*

**RARITY ESTIMATES OF 1794 HALF CENTS  
AND THEIR RELATIONSHIP TO  
LETTERED-EDGE PLANCHET STYLES**

Ron Manley

All 1794-dated half cents were minted using lettered-edge planchets. The planchets, prepared from sheet copper, were edged prior to use in coining with either of two styles of lettering. The style characterized by shallow, large edge letters (LEL) was used to produce the first variety of the year, 1794 Cohen-1. The style that followed the LEL design is characterized by deeper, small edge letters (SEL).

Prior to the 1920's, specimens of the 1794 C-1 variety had been found only with the LEL style. Subsequent 1794 varieties were known only with the SEL style. It appeared that use of the LEL design had ended abruptly with the last strikings from the first die pair combination. This simple situation turned out to be just the beginning of the story.

In 1924, the famous F. R. Alvord Collection was sold. The collection was discovered to contain a 1794 C-1 specimen with SEL. In addition, a 1794 C-2 specimen from the collection was found to have LEL! Apparently, a small number of strikings had been made using the C-1 die pair with planchets having the new SEL style. Similarly, some planchets with the older LEL style must have been saved and struck with the C-2 dies. The major varieties are designated 1794 C-1A (with LEL) and 1794 C-2A (with SEL). The rare subvarieties are named 1794 C-1B (with SEL) and 1794 C-2B (with LEL). This was the end of the story until the 1970's. That was when specimens of each of the 1794 varieties C-3, C-4, C-5, and C-6 were found with LEL. How do we explain this?

According to researchers, half cents for the year 1794 were delivered in five batches as shown below.

Feb. 22	10,000
June 4	16,000
June 26	16,000
June 27	16,000
July 8	<u>23,600</u>
	81,600 total

There evidently were three distinct groups of lettered-edge planchets used for the 1794 half cents. The first group had the LEL style. After minting the majority of the 1794 C-1A specimens, most of these planchets must have been used up. With the arrival of a new delivery of planchets having the SEL style, the remaining LEL planchets must have been dumped in with them. I believe the February delivery of 10,000 half cents was entirely 1794 C-1A specimens. Minting with the C-1 die pair appears to have continued

using the mixed lettered-edge planchet group. The mixed group, containing some LEL planchets but mostly new SEL planchets, must have been used to coin most of the June deliveries of 48,000 half cents. The June deliveries would have included all of the 1794 C-1B subvariety and a few additional 1794 C-1A specimens. In addition, all of the 1794 C-2 through C-6 varieties and subvarieties were probably included in these June deliveries.

The third and final group of planchets was used to mint the last of the 1794 C-4A variety as well as the high relief head varieties 1794 C-7, C-8, and C-9. This group consisted only of SEL-style planchets which are distinguished from the first SEL planchets by the presence of a letter defect: an imperfect E in HUNDRED. According to Breen's emission sequence for 1794 half cents, the C-4 variety was minted after C-1, C-2, C-5, C-6, and C-3. He based this sequence, at least in part, on the finding that late die state (LDS) specimens of 1794 C-4A used the defective SEL planchets (denoted hereafter as SEL\*).

Minting using the 1794 C-4 die pair appears to have been in progress when the mixed SEL+LEL planchet supply ran out. Minting must have continued using the defective SEL\* supply. I believe that the June half cent deliveries contained all or most of these LDS 1794 C-4A half cents on SEL\* planchets. The final delivery in July would thus consist essentially of just the high relief head varieties 1794 C-7, C-8, and C-9.

For half cents minted in 1796 (which included most of the 1795-dated specimens), Breen estimated that the survival quotient was 1:54, or about 2% of the total minted. If we use this same estimate (which Breen called "generous") for 1794 half cents, about 960 survivors are predicted from the 48,000 half cents delivered in June. Of these, the number of surviving LEL specimens can be estimated at about 29 from Table 1 below.

Table 1.

<u>LEL Subvariety</u>	<u>Est's/Known LEL Specimens</u>
1794 C-2B	13 <sup>a</sup>
C-3B	5 <sup>b</sup>
C-4B	6 <sup>c</sup>
C-5B	4 <sup>a</sup>
C-6B	1 <sup>c</sup>
	<u>29 total est'd/known</u>

<sup>a</sup> R. Cohen Collection Sale Catalog, Superior, 2-2-92;  
<sup>b</sup> M&G Auction Catalog, 1-7-95; <sup>c</sup> CQR, 13th ed., 9-30-94.

may not be as scarce as presently assumed. Based upon data from the eighth edition of the Half Cent Survey, which includes information from 165 collections, 1794 C-3A appears about as frequently as the R-4 variety 1794 C-5A (33 specimens vs. 34 specimens).

#### CONCLUSIONS & SUMMARY

We have seen that the many varieties and subvarieties of 1794 half cents came from three groups of lettered-edge planchets: the first, a group with the large edge-lettered (LEL) style; the second, a mixed group containing small edge-lettered (SEL) planchets and left-over LEL planchets present in about a 25:1 ratio; and the third, a group of small edge-lettered planchets containing a letter defect (SEL\*).

The major findings described within this article are: (1) a rational explanation for the production of 1794 half cent subvarieties discovered after 1920; and (2) the die strikings from each of the 1794 C-2, C-3, C-5, and C-6 die pairs shared a common ratio between the major SEL variety and the minor LEL subvariety. These findings were used in a novel approach to determine rarity ratings for the major 1794 varieties C-2A through C-6A. Agreement with literature ratings was excellent.

\* \* \* \* \*

#### LATE DATE - DIE STATE - UPDATE

Two previously unknown die states for 1848 were found at EAC 95.

48 N-3, between state a & b - recut lower left on 848.

48 N-5a - uncracked reverse

I am now collecting data on 1849 Large Cents. Anyone with an unusual die state, or a coin that does not fit into the crumbling chart, please call or write.

Daniel Argyro, PO Box 1463, Buffalo, NY 14215 (716) 832 - 6118

\* \* \* \* \*

Thus, we estimate the number of combined SEL+SEL\* survivors from the June half cent deliveries to be

$$\begin{aligned} \text{SEL+SEL*} &= \text{Total Survivors} - \text{LEL} \\ &= 960-29 = 931. \end{aligned}$$

To estimate the number of 1794 C-4A LDS survivors minted on SEL\* planchets, we must consider that this variety is a R-3 variety in the literature and that the majority of survivors appear to be LDS specimens. Therefore, a reasonable estimate for SEL\* would be about 200 survivors. Using this value for SEL\* allows us to estimate the number of survivors of 1794 C-2A through C-6A varieties minted on SEL planchets:

$$\begin{aligned} \text{SEL} + 200 &= 931 \\ \text{or SEL} &= 730 \text{ (approximately)}. \end{aligned}$$

Random mixing of the mixed SEL+LEL planchet supply would be expected to result in an approximately constant SEL:LEL ratio between the SEL variety and the LEL subvariety for each die pair minted from the mixed supply. This SEL:LEL ratio is estimated as

$$\text{SEL:LEL} = 25:1 \text{ (730:29)}.$$

If this hypothesis is correct, we can now use this data to calculate survivor estimates and rarity ratings for the 1794 C-2A through C-6A varieties (Table 2).

Table 2.

<u>SEL Variety</u>	<u>Calculated Specimens Extant (Based on 25:1 SEL:LEL Ratio)</u>	<u>Calculated Rarity</u>	<u>Breen/Cohen Rarity</u>
1794 C-2A	330	R-3	R-3/2
C-3A	130	R-4	R-5
C-4A	350 (150+200 LDS)	R-3	R-3
C-5A	100	R-4+	R-4
C-6A	30	R-6-	R-6

About 200 1794 C-1A specimens are estimated to survive from the February delivery of 10,000 half cents. No additional survivors are predicted from the June deliveries of 48,000 half cents, since 1794 C-1B is a high R-6 subvariety. This estimate is consistent with the literature rarity rating of R-3 for 1794 C-1A.


The rarity ratings calculated in Table 2 agree well with those determined independently by Breen and Cohen. The only notable exception is the 1794 C-3A variety which was calculated to be about twice as common as estimated in the literature. However, this variety

(Advertisement)

# WE'RE BACK!

Announcing Noyes Encyclopedia of Large Cents Volume 1 1793 Sheldon 1 thru 1796 Sheldon 91

Over 450 pages with complete updated information on die states, condition census (the first true condition census ever produced), coin histories, and detailed descriptions of individual coins. We tell you everything we know about each variety; then about each individual coin in our expanded condition census (12+ coins for most varieties). We enumerate all rarities, all NC's plus historically significant coins and every coin from famous Large cent sales (e.g. HRN, HKD, REN, RSB, JHR). This book has no photos and is intended as an updated companion to U.S. Large Cents 1793 - 1814 by the same author.



\$65<sup>00</sup> POSTPAID  
OR AT SHOWS

AVAILABLE ONLY FROM  
THE PUBLISHER:  
LITHO TECH  
1600 WEST 92<sup>ND</sup> ST  
BLOOMINGTON MN 55431

## MID-ATLANTIC REGIONAL MEETING REPORT

Ed Masuoka

The meeting was held at the Suburban Washington-Baltimore Coin Show at Festival Hall in Baltimore, Maryland on Saturday March 25, 1994. The following members and guests were present at the meeting:

Ed Masuoka	Mike Packard	Bob Yuell
Mark Switzer	Jay Switzer	Frank Goss
John Dirnbauer	Brunett Anderson	Al Urbano
Terry Stahurski	Gene Braig	Ray Rouse
Terry Hess	Ken Seachman	Lanny Reinhardt
Jon Lusk	Neil Rothschild	

After the introductions, Ed Masuoka handed out articles from Penny-Wise on counterfeit half cents and large cents and a discussion followed on counterfeits and how to detect them. Mike Packard gave an overview of the upcoming EAC convention in April and the Half Cent Happening, and Ed Masuoka discussed preparations for the May 1996 convention in Philadelphia.

Lanny Reinhardt, in response to a question about the 1804 C-6 half cent die states, passed around an amazing collection of 1804 C-6 half cents displaying a progression of die states classified according to Gene Braig's system described in Penny-Wise (vol. XXIV: 126 - 137).

Mike Packard presented Ed Masuoka with the 1993 Cohen - Leonard award for his work in "initiating and maintaining the 1/200 half cent collection survey." Terry Hess produced the award, which was a walnut plaque with a carved obverse and reverse of the 1808 C-1 half cent that Roger Cohen discovered and a brass plate with the recipient's name and contribution to the field of half cent collecting. Mike also presented Ed with the charter for the Mid-Atlantic region of the EAC, which was established in 1972. Both items were passed around at the meeting.

The 1797 lettered edge half cent (C-3b) struck over a cut-down off-center large cent (1796 NC-6) or vice versa which sold for \$28,500+ 10% in the Bowers Auction of the previous night was also discussed. There was agreement among the members present that Bill Weber's interpretation of the striking sequence described in Penny-Wise (vol. XXIX: 83 - 85) was correct and the half cent was struck last.

Following the meeting members stayed on to look at coins and tokens which included large cents (Mark Switzer), colonials (Ed Masuoka), and brockages (Gene Braig).

\* \* \* \* \*

## The 1995 EAC Convention, My Perspective

Mike Packard

This year, I felt I needed a long break from work so I decided to take an extra couple of days and drive to Cincinnati. My plan was to take a day and a half and to stop at every coin store and appealing antique store along the way to check them out for nice early coppers. I found only three coin stores. None had any half cents or colonials and most of the few large cents I saw were suitable only for pocket pieces; however, they were not priced within my pocket piece range. The antique stores were void of early coppers and none had any of the reasonably priced early Coke bottles I was empowered by a friend to buy. But the day was beautiful, the scenery spectacular, and the miles sped by more quickly than I had planned. Nightfall found me on the outskirts of Cincinnati and I decided to drive to the Drawbridge and spend an extra night at the convention hotel. Alas, there was no room at that Inn so I bunked at a place down the road.

Thursday dawned grey, wet, and cold. I was glad I drove to Cincinnati on a sunny day. Besides, it gave me the time to see if Wally, Rod, and Jim had overlooked any desirable pieces at the local coin emporia. I saw a couple of nice large cents at a coin store at the Florence Y'all (Mall) and a not unreasonable group of half cents, but nothing appealed to me as a "can't live without" value. The other store I visited had only one forlorn late date large cent. I decided Wally, Rod, and Jim were doing their duties of scarfing up all desirable early copper.

I checked into the Drawbridge early in the afternoon, dropped my gear off in my room, and headed for the Convention area. I found Rod Burruss and Paul Padgett and offered my services to do anything that needed to be done, but they had the situation well in hand. They told me that sale lot viewing was in progress in another part of the hotel, so off I went. I saw Tony Terranova, Chris McCawley, Bob Yuell, George Trostel, Chris Young, Jim McGuigan, and others busily examining the brown, round offerings for this year's sale. I sat down and joined them, moving rapidly through the colonials and half cents. There were a few pieces that would definitely improve my collection. I especially liked the 1794 C-1a, 1795 C-4, 1797 C-3a, and 1804 C-5 early die state (formerly C-3).

Soon it was time to congregate in the hospitality suite where we met old friends and introduced ourselves to new ones. There were many half cent collectors in attendance--Tett, Bill Weber, Jim McGuigan, Gene Braig, Ed Masuoka, Gino Sanfilippo, Steve Ellsworth, George Trostel, Ed Kucia, Mike George, Ray Rouse, Lanny Reinhardt, Jon Lusk, Rick Coleman, Frank Goss, Greg Heim, Bob Yuell, and Rod Widok, among others. We were going to have a great Half Cent Happening later. There were also many colonial collectors and dealers in attendance--Rob Retz, Jeff Rock, Tony Terranova, Tom Rinaldo, Jim Goudge, John Kraljevich, David Palmer, John Griffee, Mike Ringo, Angel Pietri, Dennis Wierzba and his son Mike. There was going to be a great Colonial Happening, too, but I didn't have any of the varieties for that Happening. I met Jerry and Kim Wienzierl, Mike Bristow and his wife and other new friends.

At 6:30 I went to the Happening room to find that Harry Colburn already had things set up and ready to go. Thanks, Harry. A little before 7:00 the crowd arrived, and by 7:10 we had people registered and coins in place for inspection. Twenty-five people brought coins to display, by far the greatest number of exhibitors we have ever had at a Happening. The results were consistent with those of years past--the coins of R. Tettenhorst, Jim McGuigan, Bill Weber, and Gene Braig took most of the top spots in the preference voting. The first variety this year was the 1794 C-6a, a tough R-6 variety. We had 13 examples on display. Tett's coin ran away with first place, with Bill Weber's coin edging Gene's for 2nd place. Ray Rouse's and Jim McGuigan's coins were 4th and 5th respectively. There was no contest on the 1794 C-6b--Tett has the only known specimen, so he won by default. The 1794 C-7 is another tough R-6 coin and, again, we had 13 specimens on display. The quality of these coins was much better than the C-6's, however. Almost to a man (or woman) the voters selected Tett's mint red specimen first, Weber's EF 2nd, and McGuigan's third. Ron Manley's coin was 4th and Bob Yuell's 5th.

I split the 1804 C-6s into early, middle, and late die states, but I forgot to give Lanny, Gene, Tett, and Ray advance notice of that fact. They all had all their die states in a group holder. That made it difficult to determine favorites according to my three designated die states and many voters gave up trying to figure what coins were best for what die state. However, some votes were cast and the results are as follows:

Early die state--McGuigan, Lanny Reinhardt, Reinhardt, Barry Abrahams, Mike Packard;  
Middle die state--Weber, Tett, Tett, Rick Coleman, tie--Reinhardt and Tett;  
Late die state--tie--Weber and McGuigan, Tett, Ray Rouse, and George Trostel.

There were 22 nice examples of the 1829 C-1 shown. The top five were the coins of McGuigan, Tett, Ed Kucia, Rod Widok, and Rick Coleman. Three 1831 proofs were displayed. McGuigan's coin beat out Tett's normal and bronzed proofs. The 7 examples of the 1831 business strike (an R-6+ variety) held a surprise. (There is still some dispute as to whether 1831 was ever struck as a non-proof. No uncirculated business strikes are known and some believe the business strikes are really circulated proofs.) The top five vote getters were the coins of Braig, Widok, Gino Sanfilippo, Steve Ellsworth, and Jon Lusk (Tett's business strike coin was in a holder with his proofs and was graded as a proof by most voters). The surprise is that one of the five top vote getters was an ELECTRO! For you that were there, it was coin number 14. This "coin" received votes on 8 of the 13 ballots cast for this variety. That is disturbing to me, the owner, and the four collectors who caught the forgery. Please, please, if you are buying an expensive and/or rare coin, take the time to look at its third side. If you see a seam or if the edge has been played with, inform the owner that he (or she) has a copy and PASS.

Our Happening lasted until 10:00 p.m. I had taken about 5 minutes to look quickly at the coins at the Colonial Happening and was very impressed with the quality of the coins on display. I did not make it to the Cent Happening. Once we had closed the display and the lamps were returned to the bourse, Bob Yuell and I went to my room and tallied the ballots.

Thanks for your help, Bob. The ballot counting went much faster this year and I made fewer mistakes.

Friday was opening day for the bourse and it was our largest bourse to date, some 70 tables sold and about 80 dealers in attendance. It took quite a time to make the rounds to see what everyone had, but the time spent was pure pleasure. Rod Burress had a table by the door and was selling supplies as well as nice large cents. He had a supply of new Breen's Big Red Half Cent Encyclopedias, so if you are looking for a copy, drop him a line at P.O. Box 15782, Cincinnati, OH 45215. \$42, I think, plus postage.

One of my good friends, Tony Carlotto, had a table and was displaying his collection of Vermonts as well as selling duplicates. (I am now the proud owner of another of Tony's duplicates.) Tony is in the process of preparing a new book on Vermonts, but he lacks specimens of the Ryder-34 and Ryder-37 to photograph. (He does not own specimens of all other varieties, but has had access to photograph the others he is missing.) If you own a Ryder-34 or Ryder-37 or can arrange for Tony to photograph a specimen, please contact him at P.O. Box 594, Sheffield, MA 01257. He would appreciate it and so would I.

Bill Weber was selling off some of his draped bust half cents via his own private auction. He put the collection together over the past 45 years or so and was satisfied with nothing less than the best specimens available to him. Viewing the coins was like having a reunion with old friends as I have been fortunate to view them several times before. It was a super set of half cents and the decision to part with it was not made easily. I doubt the new owners will feel that they got much of a bargain price-wise, but I know they will never regret having the coins in their collections.

Tom Rinaldo, one of my favorite Colonial dealers and fellow lover of Mass copper, had a table just down the street from Bill's. In addition to nice Colonials, he was selling electronic scales for about \$200.00. The scales grade accurately and quickly in both grains and grams and are, I think, a bargain. If you are looking for a nice scale, contact Tom at Yesteryear Coins, P.O. Box 186, Bolinas, CA 94924. You'll both be happy you "weighed in" with your order.

Jon Lusk was selling CD-ROM versions of the first 27 years of Penny-Wise. That was my first purchase. I'm going to start playing with it just as soon as I finish this write-up. Jon has an ad on page 130 of the March Penny-Wise. If you have a CD-ROM drive, order it. You will be glad you did.

I purchased my first coin from Jim Skalbe of the Colonial Trading Co., Inc. He had by far the largest group of Mass coppers for sale and I was able to upgrade one of my 1788 Cents. Not only that, I learned a lot about Mass coppers and characteristics of specific varieties from Jim. I should have purchased more from Jim because I spent so much time at his table. I'm certain I will in the future. Thanks for the lessons, Jim. I appreciate them.

I had a quick lunch with Ed Masuoka and Bob Yuell. Ed runs the 1/200 (Half Cent) survey and I have been trying to encourage him to ask all half cent collectors and dealers to send him a listing of the number, not grade, of all 99 Cohen varieties of half cents. Since many collectors collect die states as well as varieties, this would give us a much better idea of the true rarity ratings of the various varieties. Those whose collections/stock/holdings are not currently included in the survey would be promised that their holdings would be used only to help create population totals. These totals would be published in Penny-Wise for everyone's benefit. No other use would be made of the information provided. After lunch, we returned to the bourse for more copper overload. I took a good look at the exhibits, and I must admit that members are being as generous for Bob Grellman (and the rest of us in attendance) as they were for me when I was exhibits chairman.

March Wells exhibited four old coin cabinets with from 5 to 21 drawers each. The exquisite craftsmanship was a pleasure to behold. John Wright had several exhibits. My favorite was "47 Old Friends" in which John displayed one coin for each year from 1793 to 1839 and explained why the person John acquired the coin from was special to him and his wife, Mabel Ann. John also displayed "1857, End of an Era" with one example of each denomination minted in that year; "Large Cent Favorites" which showed double strikes, brockages, off-center strikes, split and clipped planchets, counter stamps, over sized, and tools made from large cents; "New Coins from Old Dies" where he explained how the 1804 and 1823 restrikes came into being; and "Large Coppers" with examples of British Cartwheels, Swedish plate money, and Egyptian, Chinese, Russian, and Roman large coppers.

Tony Terranova displayed his collection of 1788 Connecticuts that included examples from the Hall, Brand, and Crosby collections. Seeing Tony's Colonials is worth the trip to the EAC Convention by itself. All his coins are super quality. The Miller 15.1-L.1 was mint red and one of the Miller 16.3-Ns was struck over a Ryder 1-B 1787 Massachusetts Cent-by far the nicest example of that overstrike I have seen. Ken Nienkirchen, Jim Carr, and Steve Carr exhibited 2 cases of Hard Times Tokens. One case contained a nice history of the series with selected examples. The other contained 154 different varieties by Low number. Very impressive.

Mike Lawrence had an exhibit with only 2 coins, but what a pair of coins they were! - the finest known (of 12) S-15 and the second finest known (of about 26) S-16. Both are ex. Naftzger. John MacDonald showed large cent overdates of 1798/7 (S-152), 1799/8 (S-188), 1800/1798 (S-190), 1800/179 (S-193), 1807/6 (S-273), 1810/9 (S-281), 1811/10 (S-286), 1823/2 (N-1), 1824/2 (N-1), and 1839/36 (N-1a). These were nice coins from the collections of Halpern, Naftzger, Robbie Brown, Schwartz, Nicholas, and Lee Kuntz.

John Griffie showed his "Colonial Coin Heritage" and "New Jersey Cents" again. They improve a little every year as John adds new specimens to the exhibits. The New Jersey exhibit showed representative examples of coins struck at each of the three "official" New Jersey Mints (Rahway, Elizabeth Town, and Morristown) and from several of the "unofficial" mints (believed to be Newburgh, NY, Elizabeth Town, NJ, and New York City or Staten Island or a second Elizabeth Town mint). This is the last year John will exhibit the New Jersey collection because he will be selling the coins at a C-4 auction next fall.

Angeles, there was only one coin dealer in town. He used to go to that dealer's shop every Saturday to see what new large cents had arrived and very often he saw Howard Newcomb in a back room poring over large cents with a large magnifying glass and making near endless notes in his notebook. Ted told the story of how he was able to purchase Sheldon's large cent collection in 1972. He said that when he sold his early date cents to Eric Streiner three years ago he kept the 40 or so cents he owned of the 140 that ANS said were allegedly stolen from its collection. It was clear that the suits involved in this ownership dispute had badly tarnished the 60+ year love affair Ted has had with the early cents. He closed with a request that the ANS "catch a new horse and ride in to make new friends among us."

John Wright was the final speaker of the evening and he told us a lot of the early years of EAC. He said he began collecting large cents in 1960, but that it wasn't until he was transferred by the Air Force to Plattsburg, New York in 1967 that he came to realize both the quantity and quality of large cents that were available to collectors. He, too, answered Herb Silberman's ad and became EAC member number 7. John attended what he thought was the first annual EAC meeting in New York, but it turned out to be a regional meeting that was held a couple of months after the annual meeting. That mix up keeps him from having a perfect attendance record at the annual conventions.

John told of how in the very early days of EAC, letters would be passed around from member to member. EAC grew so fast that this means of keeping in touch and disseminating information soon became impractical. Dr. Warren Lapp began a newsletter, but the costs required the levying of dues in 1968 (\$10 per year). The result of the imposition of dues was that about 25 percent of the 160 members dropped their memberships.

John also told a little of Dr. Sheldon. He said Dr. Sheldon held cents after 1814 in some disdain and called them "buttons." He also told of how Dr. Sheldon taught him to grade. He said he visited the good Dr. once with a prize cent that he graded Very Fine. When he placed it in front of Sheldon, the Dr. called it a Very Good. John protested that it had to be at least Very Fine. The Dr. responded by digging in a box of cents and pulling out a coin he called Very Fine. John said Sheldon's coin had to be at least EF, but the Dr. replied, "No," dug in his box some more and put down a coin that he called EF. John claimed the Dr's coin was strong AU if not BU, but the Dr. once more dug in his box and placed an AU on the table. John's somewhat feeblor protests brought out nice mint states in various levels. As John said, there is nothing that beats learning by example from a master.

John then told of how the first EAC bourse was organized by Jackson Storm in 1974. In 1975, Stanley Apfelbaum offered EAC a \$1,000 royalty to use EAC's name in conjunction with a Pinetree auction to be held during the EAC Convention. In 1976, Pinetree offered to cover all the Convention expenses if they could again use the EAC name in their auction. Permission was again granted, but some concern from within the club ended this "tradition" after two years. Also in 1976 some expressed their disappointment that the annual Convention was always held in New York City and it was decided that the Convention site should be rotated among the various regions. The 1977 Convention was held in Chicago and the 1978, in Los Angeles. It has only been back to New York once (1983) since 1976.

John then told of how he had been offered Robbie's S-79 in 1972 but had passed because \$6,500 was, in John's opinion, too much money to spend on a not very attractive coin. In closing, John said the reason he believes EAC is such a strong organization is our willingness to share information with others. Those of us who have been members of EAC and other clubs devoted to particular series would have to agree. EAC is special.

Early Saturday, I had breakfast with Bill Weber, Rick Coleman, and Rod Widok. Soon the bourse opened and we adjourned to that area to look over the offerings one more time. I made an effort to sell a few coins I had brought with me and was successful in placing several in new homes. Darwin Palmer and Paul Langseth had a small bid board at their table and I was taken with a Ryder-27 Vermont and a Cohen C-12 half cent. Unfortunately, they were not showing the current high bid on any lot so I had to hope my blind bids would win the lots. I did win the C-12 but missed the Ryder-27, a coin with much detail but light porosity. Darwin would not say what the winning bid was on the Vermont, but he did tell me that my bid was the third highest and substantially below the winning bid. I spent most of the day talking with friends and making pocket pieces. If you did not hear the clanking of my "one letter at a time" press, it is because I found a spot outdoors where I could pound out the letters while standing. In year's past, sitting on the floor to make the pieces has given me a backache.

The sale was Saturday evening and, as usual, I stayed for the Colonials, Half Cents, and a few lots of Large Cents. Unfortunately for those attending the sale for the first time, Dan Holmes had to leave before the sale. In year's past, he and Tony Terranova have gotten into some spirited bidding wars for some of the "special" unadvertised lots that Denis auctions periodically during the sale. Bob Grellman and Chris McCawley again donated hard cover copies from two of their sales (Walter Dudgeon and Ludwig Smith) with all proceeds going to the club. They brought a combined \$600. The portion of the sale I attended held a few surprises. The Newman 2-C Fugio was purchased for \$4,000 by a very happy Fugio specialist. The 1787 Ryder 6-A Mass half cent in Fine-12 was hammered down for \$650 to a Half Cent specialist who completed his Mass half cent collection (save for the super rare 4-D) with that purchase. Friend Frank Goss finally became an "official" half cent collector with his purchase of a 1793 half cent. (Roger Cohen used to kid me that I would not be an official half cent collector until I had a 1793 in my collection.) The three half cent lots I wanted, the 1794 C-1a, 1795 C-4, and 1797 C-3a, all went to the same home. Unfortunately, it wasn't mine. After I left the auction, I chatted with several half cent and colonial collectors and found myself in the coffee shop with David Palmer, Ed Sarrafian, Mitch Mitchell, Bob Martin, and Don Mituzas sharing tales of fellow colonial collectors and colonial events. When that group broke up, I walked by the auction room with the intent of going to bed, but several half cent collectors were waiting for the sale to end so they could purchase their lots and I ended up talking with them for another 45 minutes. When I returned to my room, roommate Jan Valentine, and Dale Anderson were finishing up their tallies of the Large Cent Happening. While I waited, I carved some ornaments I will be giving to nieces and nephews next Christmas. Jan asked if I knew Bob Travis who also carves and I said no. He said he would introduce me to him the next morning.

Finally, Steve (Colonel) Ellsworth exhibited 7 Mint State (or nearly so) examples of the 1855 N-10, the 12 star variety. One coin was the perfect die state with all 13 stars showing and the other 6 showed various states of the failing 6th star as the die became clogged (or unclogged) at that spot. These were super exhibits with super coppers. All that was missing was the Half Cent exhibit.

I made 50 pocket pieces (counter stamped cull large cents) before the Convention, but did not personalize about half of them. I handed out the ones I had personalized on Thursday evening and found a nice, chest-high wall outside the bourse on Friday afternoon to personalize the remainder. I also made a few additional pieces at the request of their new owners.

Friday evening, Ed Masuoka, Bob Yuell, and I joined Tony and Sharon Carlotto for dinner at the local brewery. Tony was quite taken with the chicken wings appetizer and ordered 3 rounds in addition to his entree. A young lady at another table was celebrating her birthday and Tony (alias Roger LeCoco) anonymously ordered her a drink. Suddenly, our table was surrounded by young ladies thanking "Roger." "Tony" loved it. Thanks, Tony.

The Educational Forum featured three "Old Hands" at the Copper Game. Robbie Brown told us how he bought his first 16 large cents for \$65 in New Orleans in 1964. Soon after he bought copies of Sheldon and Newcomb and decided to collect all varieties and die states of all large cents. (We can't accuse Robbie of lacking ambition, can we?) He subscribed to the numismatic press offerings, began purchasing large cents from mail order dealers, and to be a player in auctions by Stack's and other auction houses. In 1967 he answered an ad in Coin World that was placed by Herb Silberman and became member number 4 in EAC.


Robbie became a valued customer of Ray Chatham and purchased many of Dorothy Paschal's coins through Ray. He told of how he acquired Dorothy's EF+ S-14 for numerous silver half dollars and a quantity of cash. Later, he traded the S-14 for an ugly G-6 S-79. In the mid-1980s, he decided to sell his collection and contracted with Superior Galleries which produced the finest specialized auction catalogue ever. Robbie said that before his first set sold, he decided to begin another set and purchased several lots from his own sale. One lot he wanted to acquire but did not was the S-79 which sold for \$22,000 (plus the juice) to Jack Robinson. As fortune would have it, Jack sold his collection a couple of years later, but Robbie was again an underbidder on the S-79 which sold for \$58,000 (plus the juice) to Lee Kuntz. The goddess of opportunity again smiled on Robbie when Lee decided to sell his collection a couple of years after he acquired the S-79. Unfortunately, for Robbie, J.R. Frankfield was now a player and acquired the S-79 for \$100,000+. Robbie said his second set is nearly complete, lacking only the S-79, 7 NC Sheldon varieties and two or three late dates. Unfortunately, Robbie said that every time he completes the 1794s, someone named Young finds a new variety. He is beginning to wonder if he will ever complete that year by variety.

Ted Nafzger spoke next about the characters he has met fishing (including Hemingway and Errol Flynn) and coin collecting. He spoke that, when he moved to Los

Sunday, I slept in a little late. I had a nice breakfast with Buell Ish and his lovely wife and arrived at the general meeting in progress. I missed the customary introductions and most of the kudos to the people who had done so much to make the Convention the success it was. Thanks Rod, Paul, and all the rest. It was announced that next year the Convention would be at the Doubletree Hotel in Philadelphia from May 2 to May 5. In 1997 we will return to Las Vegas and in 1998 to Boston. All should be great shows.

After the meeting, I made a couple more passes around the floor and picked up a Vermont from Tony Carlotto. I lusted after several Mass coppers in Jim Skalbe's case but left them there, at least for the moment. I also lusted after several of the remaining half cents in Bill Weber's case but left them there also. While making my rounds, Jan Valentine came up and introduced me to Bob Travis. We had a nice little chat about woodcarving. Bob writes articles for Chip Chats, the official magazine of the National Wood Carvers Association, and he and twenty friends have just finished a book on caricature carving. I'm what is called a "nibbler" in my carving club, so I felt I was on a much lower level than Bob, but Bob quickly put me at ease and encouraged me to carve more and perhaps attend a few carvers' conventions as a way to become more proficient at that hobby. Bob, it was a pleasure to meet you. Next year I'll bring along something I've carved.

All too quickly the clock approached noon. I said my goodbys, checked out of the hotel, and began my drive back to Northern Virginia. It was a grey day, but I was ahead of the rain all the way home. The Convention was a success. I had sold a few coins, but not as many as I had brought to sell, and I had bought a few coins, but not as many as I would have liked to buy. Mostly, I had visited with old friends (the Convention really is a reunion) and made a few new ones. I had seen a lot of nice copper, talked a lot about copper, learned some things, and, I hope, taught a few things. I am richer for the experience. See you next year in Philly.



**R. Tettenhorst and Bill Weber**



**John Griffiee, Fred Lake, and John Burns**



**Dan Freidus, Tom Rinaldo, and Jeff Rock**




**Ed Sarrafian, Mike and Linda Bristow**



**Phil Ralls and Harry Salyards**

Don Mituzas and Bob Martin




The Beymers



John and Gail Kraljevich






March Wells' Cabinet Display



George Trostel



Bill Noyes and Harry Salyards

## EAC '95 — GETTING THERE WAS NOT HALF THE FUN

Steve Carr

I have been a member of EAC for just a little over a year. My 10 year old son, Jim, who got me interested in early American coppers, has been a member for two years. So, when we saw that the annual EAC convention was to be held in Cincinnati, we decided to attend. We could do the whole thing "cheap," as my parents live in Dayton, Ohio, only about 50 miles away.

We started making plans and dreaming about EAC last November. I think I did most of the planning, but Jim was a big help on the dreaming. We dreamed about seeing NC's, about seeing unusual errors, about seeing lots of nice large cents, and about reaching 150 different Sheldon varieties, and making The Score (we then had 140 different).

The trip to Ohio was a marathon. When I travel, I like to just go and get there. I had planned something like this for EAC '95. Cincinnati was only about 650 miles away and Jim had a math olympics competition (he and two classmates were district champions for the fourth grade) that lasted until 6:00 PM on Wednesday. No problem, I say. We will leave Kansas City at about 6:30 and we will get to my parent's home sometime around 6:00 AM (counting the time change). I could sleep until noon, feel semi-normal, and make the hospitality reception Thursday evening.

Everything went as planned. We hit Dayton a little before 5:30, I felt good after my short "nap," and my brother and Dad (potential EAC'ers?) both wanted to go to the reception. We piled into the car and headed south for Fort Mitchell.

Sometimes the best laid plans run amuck. In my haste to get to EAC '95, I forgot my issue of Penny-Wise that told where the convention was being held and directions for getting there. No problem. I only found one Fort Mitchell exit on my map (Hwy 25 - the Dixie Highway) and there was only one Drawbridge Inn. We cruised down I-75, entered Kentucky, and started the long climb up the hill. For those not familiar with the area, this "hill" runs for a couple of miles and severely slows traffic. Traffic was pretty heavy (rush hour) and there were lots of trucks in the right hand lane. Two-thirds of the way up I started to worry — will I be able to get over to exit? Trucks, trucks, and more trucks. I finally saw a gap between two trucks, slipped between them and saw my exit "Dixie Hwy." In a flash, I was off the interstate — and suddenly aware that I was not going to make the exit. Doing 50 mph when 25 mph is posted does not work!

The next thing I knew, we were off the road, listing heavily to the left (port) and axle deep in mud. GREAT! My Dad, who is on blood thinners, had cut his hand and there was blood all over the car. My brother was on Jim's lap, but fortunately we were all ok. We got my Dad's bleeding stopped and looked at the car. No obvious damage, but it was really stuck.

Three strong men (boys), a sharp pull, and we were out. The problem was my back — I know you should lift with your legs, but . . .

We made it to the Drawbridge just as the hospitality reception was getting out. I was shook, my back hurt, and I was clueless about what was going on. Rod Burress pointed us to the Happenings. We signed in and put our coins out for the large cent happening. Then we looked at the other coins on display. Wow! There were some very nice coins, coins I never thought I would see. Imagine four 1830 N-9's, or ten 1794 S-17a's, or a double cud 1852 N-23. I also met some people I had corresponded with or talked with on the phone. Jim showed his

1812 large cent (of Penny-Wise story fame) to a few people. Even though we were outsiders and unknowns, we were treated kindly. I especially appreciated the kind comments two members made about Jim's 1812.

The evening ended too soon. On the way back to Dayton I kept wondering what the next day would bring.

Friday came and we were back on the road again, this time without my brother (he had to work). I got a good deal of harassment about my driving and was repeatedly warned to take the right exit this time. It all blew right past me. I wanted to see the copper.

We got to the bourse area and set up our Hard Times Token display. We met John and Mabel Ann Wright, who were setting up their displays. We looked at the other displays and then we went to see the real copper, the coins for sale. We spent more than four hours, looking at this and looking at that. To put it simply, I was overwhelmed. There were so many coins and so many choices. I only bought one coin, a "scammy" (Jim and I made this word up to describe low condition, usually porous coins) 1798 S-179. The coin was a net AG3 with fine detail. For \$16, it was a bargain.

We met many more people and really enjoyed ourselves. People would see our names, introduce themselves, and we would talk. One person even commented that there were three generations of copper collectors present (my Dad is questionable here?) Jim wandered around the bourse floor, looking at coins and being a go-fer (fetching light bulbs and drinks for people). I also met a new member and found that I, still a "new" member, could offer some advice and help. I felt proud that I could do this. It was a way I could pay back some of the debt I owed other members who have helped us over the past few years.

My back got tighter and tighter. It hurt to stand and it hurt to sit. I had to call it quits at about 3 PM. Another trip to Dayton, a hot soak in a tub, early to bed, and then back up early on Saturday.

Saturday had been the day I hoped to accomplish most of my pre-convention goals. I wanted to help show the sale lots, view the lots myself, give my mini-seminar on Hard Times Tokens, attend the sale, and buy some nice copper coins.

The day started off fine. Jim and I volunteered to show sale lots. We got to meet several other people this way. We also noted how different collectors made notes on the lots. Then we went to Al Bennett's mini-seminar on 1794 large cents. Right now, I can only dream of collecting coins like that, but maybe some day . . .

Back to the bourse where Jim and I got to handle an NC (I finally got up the nerve to ask if we could see it). We also saw a 1794 starred reverse. We saw copper, copper, and more copper. By two in the afternoon, I must have hit the point of no return — I overdosed on copper. All the coins started to look alike. A coke, a ten minute sit in a chair, and I was ready to go again.

I bought two other large cents, an S-231 and an S-241, both VG. My favorite was the S-231 with F-15 detail and a dull old obverse scratch for \$30. Only eight more Sheldon varieties to go! We also discovered several scammy 1794's for under \$40 but decided to pass on them. Even though I needed them, they were just too bad. I sold some of my doubles and used half of the money to buy John Wright's The Cent Book. Now I have a middle date reference book.

Before I knew it, 4:30 arrived and it was time for my seminar. There were not many people present (the late hour, the impending sale, copper overdose, the fact that the bourse was closing in one half hour) but those who did show up got to see Ken Neinkirchen's tokens. Ken has some unusual tokens that are seldom seen. We also discussed the history of the tokens, available literature, and some of the phrases used on them.

A quick dinner and back for the sale. I did not have a clue about what was to happen. I was a little gun-shy. What if I raised my hand at the wrong time? How would I ever be able to finance an inadvertent billion dollar bid? It did not help when I overheard that Denis Loring, the auctioneer, went *fast*. Well, we would soon find out.

I think everyone was unprepared for the sale. The first several lots went for ridiculously low prices. How do you bid?? I watched others and saw that you held your number up until the called price reached your limit. Then you lowered your number. I also learned that if you were calling napping, the auctioneer was very forgiving.

Several unsuccessful bids and then, bingo — I got lot #16 for \$20. That lot was 12 years of Penny-Wise. Neat!

I bid on several other coins, but dropped out too soon (in retrospect) on a 1793 Liberty Cap. I did get an S-24, but that was the extent of my sale purchases. On several of the coins, I was unable to remember what the coin looked like. Now I know why people were making copious notes while looking at the sale lots.

We stayed until the sale lots had been distributed, picked up our box of Penny-Wise back issues and went back to Dayton. We did not attend the Sunday business meeting, as we had to head home. The trip home was bad, **really** bad. My back was still tight and ten and a half hours is a long time to be immobile. I fell out of the car at one rest stop and really scared Jim. We made it safely, though.

I was really pleased with my EAC '95 experiences. I was especially pleased with the way members and dealers treated Jim and me. By and large they were friendly, helpful, and trusting. To me it is amazing that so many people from so many different places and backgrounds can come together and be so friendly. That is what makes EAC. And that is the reason I will renew my membership every year. It is also a reason why I am trying to figure how we can attend future conventions.

There were a few things I would do differently. I would attend more of the mini-seminars, as they were chock full of good information. I would also take better notes on the sale lots and I would take more frequent breaks during the day. I would approach the convention with slightly more realistic goals (I could have bought eight more Sheldon varieties — they were available). I also would spend more time just talking to people. There is so much expertise at the convention that it is an ideal opportunity to learn, learn, learn. I would also screw up the guts and ask if I could see the 1794 starred reverse. I can say I have seen one now, but I still have not held one. Maybe, just maybe that will be the deciding factor for attending next year.

Incidentally, my back has loosened up and I am getting around just fine. Of course work piled up while I was gone and I came back to four days' accumulation. The car I ran off the road, which belonged to my mother-in-law, was undamaged. I did tell her about the accident. I'm still not sure what ramifications this will bring.

\* \* \* \* \*

## 64 HOURS IN CINCY

Tony Carlotto

The fastest show on earth has come and gone again. I arrived in Northern Kentucky at 10:00 P.M. on the 20th of April and left on the 23rd at 2:00 P.M. Nothing but pure copper heaven in between. The years seem to go by faster now as well as the event itself. Although it was quick, the pleasure was immense. My eyes are still recuperating from all the copper viewing. In 1982 I attended my first EAC convention and haven't missed one since. We returned to Cincy in 1989 and now the 1995 convention is history. Master bourse-master, Paul Padgett, once again did a fantastic job of putting together the finest copper display to be found anywhere. We must thank him for the great effort as well as all those who help the EAC cause in too many ways to list here.

Because of this awesome exhibition of fine pieces of brown, I must apologize for the lack of convention photos this year. I was so busy talking about, looking at, and photographing other people's coins that I lost track of taking more pictures for "Penny-Wise." For those who are thinking of next year, start planning now, because as one old man from Philadelphia put it, "TIME FLIES." We had a great turn-out at Cincinnati and this should carry on to Philly. I would bet my finest copper that not one soul would say anything foul about this year's show. There is not a finer group of people in the numismatic world than at an EAC convention. As usual, I met another batch of new friends to share my interests with. You can do the same too, even if it's your first time. See you next year.

\*\*\*\*\*

### MASUOKA RECEIVES AWARD

Mike Packard

It is my pleasure to announce that Mr. Edward Masuoka is the first recipient of the Cohen - Leonard Award. This award, named in honor of Roger Cohen and Richard Leonard, acknowledges the contributions the recipient has made to further the understanding and enjoyment of the Half Cent series. Mr. Masuoka initiated and maintains the 1/200 Survey, which currently contains information from over 160 Half Cent collections.

The award consists of a walnut plaque with the laser engraving of the obverse and reverse of an 1808 C-1 half cent and a brass plate signifying Mr. Masuoka as the recipient. The 1808 C-1 variety was discovered by Roger Cohen in 1952. It remains one of the scarcest varieties in the Half Cent series. The award was presented to Mr. Masuoka at an EAC regional meeting in Baltimore, MD on March 25, 1995.

The award recipient is selected by a committee of six half cent collectors who joined together to honor the memories of Roger Cohen, student of the series and author of two editions of a book on the series, and Richard Leonard, student of and enthusiastic proponent for half cents. Mr. Cohen died in May 1990 of illness and Mr. Leonard was killed in June 1991 in an aviation accident.

\*\*\*\*\*

## LARGE CENT HAPPENING

Cincinnati, April 20, 1995

Jan Valentine

Here are the results of this year's Large Cent Happening at the Early American Coppers Convention in Cincinnati.

1794 Sheldon - 17A	#1 Tom Reynolds	1830 Newcomb - 9*	#1 John Wright
	#2 Dan Holmes		#2 Ted Naftzger
	#3 Paul Langseth		#3 Wes Rasmussen
	#4 Wes Rasmussen		#4 Dan Holmes
	#5 Denis Loring		#5 Eugene Williams
1800 Sheldon - 202	#1 Tom Reynolds	1846 Newcomb - 21	#1 Ted Naftzger
	#2 Ted Naftzger		#2 Bob Grellman
	#3 Wes Rasmussen		#3 Phil Moore
	#4 Bruce Reinoehl		(only three examples exhibited)
	#5 John Wright		
1817 Newcomb - 4	#1 John Wright	1852 Newcomb - 23	#1 Steve Ellsworth
	#2 Ted Naftzger		#2 Ted Naftzger
	#3 Wes Rasmussen		#3 Wes Rasmussen
	#4 March Wells		#4 Bob Grellman
	#5 Frank Goss		#5 Bob Grellman

\* On the 1830 Newcomb - 9, Fred Borchardt got ten first place votes for the picture of his coin, even though the coin itself wasn't present!

\* \* \* \* \*

### REVIEW OF 1995 EAC EXHIBITS

Dale Anderson

For those of you who were not able to attend this year's annual convention, you missed a great one. Each year as I look forward to attending (this was my fourth) my main goal is to further my copper education and this year I was not disappointed. Many memories come to mind including the Educational Forum and Seminars, the Exhibits, and the ongoing show & tell of new finds and old favorites. Bob Grellman was again instrumental in securing a nice assortment of exhibits for all to see.

They included:

March Wells' display of coin cabinets. These were beautiful pieces with many small drawers each designed to hold coins. Some had individual spots for coins, some were covered with felt or velvet, but all offered a nostalgic look at the days when one could have his coins at home and display them for easy viewing. Additionally, it was nice to see the cause of "cabinet friction," that oft-used phrase to describe a beautiful mint state coin with a little rub on the high points.

John Griffee's New Jersey Cents and St. Patrick's Coinage. Although displayed at other annual meetings, this is a beautifully done display and one that was interesting enough to attract a non-Colonial buff such as me. I understand that this may be the last time that the New Jersey's are displayed, as the collection will be auctioned at the first C-4 convention this coming October.

Tony Terranova's Rare Colonial Coins. It has been said before and may not need repeating, but Colonials do not come this nice. Although Tony has a reputation for having some of the nicest coins around, the quality of the coins displayed was still amazing. Again, not being an aficionado of Colonials may have hampered my appreciation of specific rarities in the display; however, just to imagine the manner in which they were produced and the time when they were circulated made the display just that much more impressive.

John Wright had several displays. A reprise of his 'Old Friends' display was expanded to include a new twist. In the original display there were coins from 1816 through 1839 each obtained from a different friend. John explained that he collects coins and Mabel Ann (John's wife) collects friends. In order to be eligible for display, each friend must have been so for at least 10 years and there must have been a visit to each other's home. The twist was to bend the original rules to form a new display that includes new 'old friends' in which rule #4 was discarded, because some of the friends were dealers and home visitation was not practical or had not yet happened. These displays were interesting and had story cards to explain the circumstances of each acquisition. Interestingly enough, there was even an 1815 in this new display.

John's 'That's Odd' display had many examples of minting errors and post-minting mutilated coins. Off center strikes, double struck coins, and planchet problems were among the mint errors; gears, buttons, and counterstamped coins among the post-mint examples.

John's 1857 Coinage had representative examples of 1857 coins from the half cent through the double eagle, along with interesting anecdotes for each example. I didn't realize that the three cent silver piece and the three dollar gold piece were conceived to allow easy purchase of postage. As John quipped, "As quickly as postage prices change, thank heavens we don't have a 32¢ coin."

Large Non-Cents was an assortment of early foreign copper from such exotic places as Egypt, China, England, Sweden, Rome, Siberia and America. Of special interest were the large 'plate money' which looked as if they weighed several pounds. (And we complained about Suzy B's.)

Warning to John — If you are not careful, Mabel Ann may require in the future

that the 'rules' for the Coin Friends display described above apply to this international display. If so, you may need to become a frequent foreign traveler in order to comply with Rule #4.

John's last display was titled 'New Coins / Old Dies' and explained the manufacture of the 1804 and 1823 restrikes and had examples of both restrikes and mint products for comparison. Interestingly enough, the 1823 has the '23 obverse paired with an '13 reverse and the 1804 was made from an altered obverse of 1803 paired with the reverse of 1820.

For those of you who appreciate the minor 'goofs' of the early mint, John McDonald's display of overdate large cents not only presented those overdates, but presented them in condition census quality. The condition census is a listing of the top grade coins for each variety. John's coins were very impressive. The 1839/6 is a coin that is difficult to find even in lower grades and John's appeared near mint state. If you are impressed by condition, this was one exhibit you should not have missed!

I am not an early date collector but I understand that the Liberty Cap cents are difficult holes to fill, and Mike Lawrence has filled two holes quite nicely. His display was a very attractive one of the S-15 and S-16 varieties. Nicely laid out with the coins raised to facilitate viewing through the case, this display gave us an opportunity to see what CC quality Cap cents look like.

Steve Ellsworth asked us to 'Catch a falling star' in his display of die states of 1855 N-10. This variety suffered from clogging of the die on the sixth star thus producing '12 star' coins. Steve had six examples showing the advancement of this process, from a complete star in place to the star being virtually gone. This nice display showed that there *are* actual differences in those post-middle date mint products!

Ken Nienkirchen and Steven & Jim Carr displayed a jam-packed case of Hard Times Tokens. The variety and messages of these non-mint productions make them interesting even for non-collectors. My favorite part was the definition of a token — "A piece of stamped metal with a face value higher than its' real value, issued as a substitute for currency." Sounds like our *current* currency, except for the "substitute" part.

Thanks to all those who contributed to this year's interesting set of exhibits. It's not too soon for you to think about displaying your own favorites next year.

\* \* \* \* \*

## EAC EDITOR'S AWARD

Harry E. Salyards

The Editor's Award was established in the late 1980's, and was originally intended to honor the best contribution to Penny-Wise by a new member of EAC (within that member's first year in the club). That criterion proved an almost-impossible hurdle; it generally takes longer than a year for a member to develop the confidence to submit a significant piece of work. Accordingly, a couple of years ago, the EAC Board gave me broader discretionary power in choosing a recipient for the Award.

This year, I recognize the signal contributions of John Griffee. John joined EAC in September, 1983. Following his retirement in 1987, John began to make a serious study of New Jersey coppers. The results of his work began appearing in the September, 1990 Penny-Wise, and have appeared in every issue since: that's 29 in a row, with this issue's contribution. I know of no other series in the history of P-W which has appeared with comparable regularity.

In his "New Jersey Copper Updates," John has not only freely shared his knowledge; he's shared his enthusiasm for the series. And he's called it as his data have dictated — if he has 51 auction records of a variety, he doesn't try to pretend that it still merits an "R6" rating; where dollars can be involved, not everyone has always been so forthcoming. In that approach, he exemplifies the best spirit of EAC.

My sincere congratulations, and thanks for a job well-done, to John Griffee, EAC #1946.

\* \* \* \* \*

### AUDIO TAPES AVAILABLE FOR EAC EDUCATIONAL FORUM

\$7.50 per year postpaid

1991 - Massachusetts Silver Large Cents	- Bill Jones - John Adams	Massachusetts Copper Col. Green Coll.	- Mike Packard - Frank Wilkinson
1992 - Interview Q & A Centering Planchets	- Eric Streiner - Eric Newman	Proof Large Cents 1796 Large Cents	- Denis Loring - Phil Ralls
1993 - The First Philadelphia Mint The Randall Hoard	- Bill Jones - John Kraljevich	Coin Photography Coin Digitization & Computer Display	- Tony Carlotto - Jon Lusk
1994 - Collecting Colonial Coppers The French Influence on Early American Numismatics	- Mary Sauvain - John Kraljevich	Panel Discussion with EAC Member Dealers	- Jack Beymer - Chris McCawley - Tom Reynolds
		New Jersey State Coinage	- John M. Griffee

ORDER FROM: Mabel Ann Wright  
1468 Timberlane Drive  
St. Joseph, MI 49085

MAKE CHECK PAYABLE TO: Early American Copper

1995 CINCINNATI EAC SALE 22 Apr 95  
 Total Bids ( 207910.00)

Lot	Bid	Lot	Bid	Lot	Bid	Lot	Bid	Lot	Bid	Lot	Bid	Lot	Bid
1	8	68	100	135	150	202	200	269	300	336	460	403	80
2	5	69	85	136	0	203	2200	270	550	337	75	404	150
3	12	70	32	137	0	204	750	271	425	338	55	405	160
4	10	71	170	138	775	205	550	272	150	339	425	406	58
5	3	72	0	139	325	206	1600	273	400	340	0	407	220
6	15	73	70	140	0	207	900	274	0	341	140	408	340
7	2	74	120	141	0	208	800	275	325	342	0	409	75
8	5	75	180	142	2200	209	0	276	220	343	0	410	100
9	15	76	160	143	750	210	1000	277	200	344	500	411	260
10	12	77	130	144	375	211	200	278	220	345	60	412	280
11	14	78	180	145	0	212	300	279	280	346	50	413	325
12	9	79	95	146	4100	213	1900	280	650	347	160	414	95
13	14	80	1100	147	0	214	500	281	140	348	70	415	130
14	36	81	200	148	500	215	425	282	180	349	375	416	80
15	5	82	0	149	260	216	0	283	325	350	180	417	525
16	20	83	1200	150	1600	217	450	284	300	351	240	418	200
17	40	84	0	151	0	218	335	285	90	352	220	419	90
18	34	85	0	152	0	219	120	286	400	353	0	420	190
19	20	86	350	153	2500	220	150	287	180	354	350	421	170
20	8	87	1200	154	5600	221	600	288	350	355	320	422	165
21	160	88	1050	155	0	222	600	289	375	356	55	423	260
22	95	89	125	156	0	223	1300	290	330	357	220	424	280
23	75	90	350	157	0	224	150	291	180	358	120	425	750
24	22	91	1900	158	275	225	2700	292	600	359	260	426	200
25	70	92	950	159	0	226	110	293	525	360	190	427	240
26	120	93	0	160	900	227	110	294	350	361	650	428	700
27	55	94	85	161	0	228	500	295	260	362	110	429	650
28	700	95	65	162	90	229	280	296	900	363	400	430	525
29	325	96	2300	163	460	230	110	297	325	364	300	431	900
30	65	97	55	164	0	231	600	298	90	365	400	432	600
31	110	98	0	165	1050	232	140	299	950	366	65	433	850
32	32	99	325	166	3000	233	650	300	0	367	100	434	165
33	54	100	0	167	1000	234	200	301	300	368	300	435	500
34	5	101	1200	168	0	235	850	302	850	369	0	436	2500
35	16	102	140	169	0	236	175	303	130	370	0	437	350
36	15	103	220	170	1400	237	425	304	85	371	550	438	80
37	40	104	260	171	0	238	85	305	130	372	220	439	55
38	800	105	280	172	5800	239	50	306	550	373	525	440	525
39	105	106	170	173	1300	240	95	307	300	374	170	441	120
40	500	107	240	174	800	241	3400	308	275	375	200	442	80
41	4000	108	0	175	450	242	750	309	325	376	650	443	45
42	800	109	4000	176	1100	243	1500	310	150	377	140	444	325
43	160	110	280	177	200	244	90	311	120	378	190	445	600
44	900	111	100	178	5600	245	170	312	280	379	150	446	280
45	800	112	95	179	750	246	240	313	0	380	190	447	0
46	800	113	220	180	800	247	0	314	525	381	220	448	200
47	900	114	240	181	140	248	100	315	325	382	0	449	500
48	85	115	130	182	600	249	145	316	140	383	65	450	260
49	325	116	200	183	1600	250	0	317	190	384	675	451	475
50	1100	117	120	184	375	251	120	318	190	385	265	452	1000
51	110	118	325	185	1700	252	220	319	150	386	100	453	200
52	120	119	100	186	850	253	0	320	350	387	700	454	650
53	50	120	60	187	1900	254	400	321	190	388	450	455	350
54	475	121	280	188	190	255	180	322	150	389	425	456	150
55	450	122	150	189	350	256	300	323	220	390	600	457	110
56	1150	123	0	190	325	257	380	324	1200	391	130	458	500
57	650	124	150	191	400	258	95	325	560	392	140	459	750
58	300	125	0	192	170	259	375	326	130	393	75	460	475
59	110	126	220	193	9000	260	130	327	140	394	310	461	100
60	180	127	60	194	110	261	950	328	250	395	1100	462	350
61	80	128	120	195	170	262	0	329	550	396	375	463	400
62	90	129	0	196	700	263	375	330	175	397	450	464	70
63	120	130	160	197	170	264	130	331	135	398	300	466	700
64	425	131	95	198	0	265	525	332	525	399	700	466	700
65	150	132	65	199	475	266	750	333	190	400	0	467	95
66	300	133	170	200	190	267	500	334	950	401	120	468	280
67	100	134	0	201	320	268	350	335	550	402	170	469	100

# 1995 CINCINNATI EAC SALE 22 Apr 95

Lot	Bid
470	40
471	220
472	70
473	600
474	130
475	800
476	325
477	95
478	350
479	500
480	175
481	130
482	190
483	90
484	400
485	550
486	150
487	400
488	400
489	170
490	170
491	260
492	14

Lots listed at \$0 were repurchased by the consignor.

## 1995 EAC Sale

Tom Reynolds

The 1995 EAC Sale was a great success. Over 650 items were submitted for consideration by 62 consignors, with a total of 491 lots making the final cut. There were 61 mail bidders and 154 floor bidders. The final hammer was just under \$208,000. Many thanks to the following:

1. Bill Noyes and Wes Rasmussen for their able counsel;
2. Steve Fischer for his cover art work;
3. Rod Burress and Paul Padget for arranging lot viewing;
4. Dan Demeo and his crew for handling lot viewing;
5. Denis Loring for calling the Sale;
6. Bob Grellman and Dale Anderson for computer assistance;
7. Jim Holtz for his help in collecting the proceeds; and
8. Phil Moore and his wife for distributing the lots.

As you can see, it was a group effort by dedicated volunteers!

## MINUTES OF THE 1995 EAC ANNUAL MEETING

Cincinnati, Ohio -- 4/23/95

The meeting was called to order at 9:00 a.m. by President Phil Ralls. The traditional round of introductions followed.

Phil thanked the individuals principally responsible for the success of the convention:

Convention chair:	Rod Burress
Assistants:	Phil Padget, March Wells
Happenings:	colonial -- John Griffiee half cent -- Mike Packard large cent -- Jan Valentine
Educational forum and courses:	Darwin Palmer, Paul Langseth
Exhibits:	Bob Grellman
Bourse:	Paul Padget, Stu Hodge
EAC sale:	Tom Reynolds, Dan Demeo, Denis Loring, Bob Grellman, Dale Anderson, Jim Holtz
<u>Penny-Wise:</u>	Harry Salyards, Wes Rasmussen

This was the best-attended convention in EAC history, with more than 400 room-nights.

Harry Salyards presented the Editor's Award to John Griffiee for his series on New Jersey copper.

Rod Burress presented the membership report and John Wright presented the treasurer's report in the March Penny-Wise. Jim Holtz's comptroller's report appears in this issue.

The Literary Award Committee presented an Award of Significant Merit to John Wright for his accumulated body of work.

Mark Borckardt reported on the progress of the Breen early date encyclopedia. Final editing is complete through 1797.

Future EAC conventions will be held as follows:

1996:	May 2-5 at the Doubletree Inn in downtown Philadelphia. The room rate will be no more than \$110, single or double. Chair: Don Valenziano.
1997:	Las Vegas. Chairs: Al Boka, Jeff Gresser, Wes Rasmussen.
1998:	Boston. Chair: Pete Boisvert.
1999:	The Convention Committee is soliciting proposals.

The triennial election of EAC officers begins this year. Interested parties should send written nominations to Dan Holmes.

The Board of Governors created a committee to develop a life membership program. Denis Loring is the chair. Suggestions are solicited from the membership, and should be sent to Denis. The funds will be used to help build a reserve fund for EAC.

At the Anaheim ANA, EAC will share a table on the Club Midway with the Colonial Coin Collectors Club (C4) and the Numismatic Bibliomania Society. Additional volunteers are needed to sit behind the table.

Also at Anaheim, there will be an EAC Educational Forum, chaired by Greg Heim, at 9:00 a.m. Saturday morning.

The C4 club will hold its first convention October 20-22 just north of Cherry Hill, NJ. An announcement appears in the issue of Penny-Wise.

The meeting was adjourned at 9:30 a.m.

Respectfully submitted,  
Denis W. Loring  
National Secretary

\* \* \* \* \*

ROD BURRESS, EAC #109

9743 Leacrest

Cincinnati, OH 45215

FOR SALE:

#4 Soft jeweler's brush	\$7.50 each		
Jeweler's tissue 4X4	Box of 1,000 sheets	\$7.50	250 sheets \$2.50
Xylol - 4 oz. bottle plus 100 wooden stick Q-tips		\$3.00	
Wooden Stick Q-tips	\$4.50 per 500	\$8.50 per 1,000	
Blue Ribbon Coin Conditioner	2 oz. bottle	\$2.50	
Cast Iron Notary Seal Machine converted to make aluminum foil pressings - medium size	\$34.00	large size	\$37.00
Notary Press - unconverted - for the do-it-yourselfer		med.	\$17.00 lg. \$19.00
Double Row Coin Storage Box for 2X2 holders	14 inches long		
	premium quality heavy duty 103 wgt. pasteboard - Color Red or Black		\$4.25 ea.
Heavy Duty 28 lb. 2X2 coin envelopes colors GRAY, BROWN, or WHITE			
box of 500	\$10.00	Send SASE for sample.	
Cotton liners 100 percent soft cotton flannel interest. Fit inside standard 2X2 coin envelopes. Send SASE for sample		\$20.00 per hundred	
VIGOR 10X Triplet magnifying glass	very high quality optics		extra wide
13/16 inch lens	best glass on market to my knowledge		\$39.00 each w/cord
Sulfur ointment 10%	1+ oz. jar	\$2.50	
Attribution guides for Matron Head Cents 1816 - 35	37 pgs.	\$4.00	

Add \$3.25 per order (\$3.75 for western states) for shipping. Shipment by UPS - you must give a street address, not deliverable to P.O. Box number.

WRITE FOR FREE PRICE LIST OF LARGE CENTS FOR SALE.

Emphasis on coppers with nice color and surfaces. Mostly in the \$10 to \$200 price range. Many choice middle dates. Many nice early dates. Some late dates, many Hard Times tokens.

\* \* \* \* \*

# EAC COMPTROLLER'S REPORT

Jim Holtz

## EARLY AMERICAN COPPERS, INC. BUDGETED FINANCIAL STATEMENTS FOR THE YEAR ENDING DECEMBER 31, 1995

<u>INCOME STATEMENT FOR GENERAL ACTIVITIES :</u>	<u>BUDGET</u>	<u>ACTUAL</u>	<u>ACTUAL</u>	<u>ACTUAL</u>
	<u>FYE 12/31/95</u>	<u>FYE 12/31/94</u>	<u>FYE 12/31/93</u>	<u>FYE 12/31/92</u>
<b>REVENUES :</b>				
MEMBER DUES	35,500.00	34,425.00	33,356.00	30,173.25
ADVERTISING INCOME	3,100.00	3,030.00	3,165.00	4,770.00
BACK ISSUES OF PENNY-WISE	300.00	317.50	425.50	388.00
POSTAGE INCOME	0.00	0.00	0.00	0.00
MEDALLION SALES	100.00	193.00	945.00	6,367.50
INTEREST INCOME	700.00	642.15	676.64	865.10
DONATIONS	0.00	0.00	3.00	25.00
EDUCATIONAL TAPES	275.00	270.45	285.00	180.00
LIBRARY PROJECT	0.00	400.00	2,445.00	0.00
ROYALTY INCOME	50.00	10.00	0.00	0.00
MISCELLANEOUS INCOME	0.00	0.00	0.00	0.00
<b>TOTAL REVENUES</b>	<b>40,025.00</b>	<b>39,288.10</b>	<b>41,301.14</b>	<b>42,768.85</b>
<b>PENNY-WISE EXPENSES :</b>				
PRINTING EXPENSE	31,200.00	30,913.30	31,571.53	38,385.39
POSTAGE EXPENSE	7,200.00	7,003.97	8,392.88	0.00
EDITORIAL COSTS	500.00	552.21	501.12	664.48
SUPPORT EXPENSES	50.00	43.15	55.00	0.00
MISCELLANEOUS EXPENSES	0.00	0.00	49.40	0.00
<b>SUBTOTAL</b>	<b>38,950.00</b>	<b>38,512.63</b>	<b>40,569.93</b>	<b>39,049.87</b>
<b>GENERAL EXPENSES :</b>				
OFFICER REIMBURSEMENTS	50.00	0.00	107.21	0.00
MEMBERSHIP SERVICING COSTS	900.00	904.54	2,008.24	2,653.98
OPERATING SUPPLIES	600.00	578.07	87.41	1,400.00
DUES AND SUBSCRIPTIONS	50.00	40.00	40.00	10.00
TELEPHONE EXPENSE	0.00	0.00	0.00	0.00
PROFESSIONAL FEES	0.00	0.00	0.00	0.00
BANK CHARGES	25.00	18.00	31.95	17.25
LIBRARY EXPENSES	25.00	0.00	25.56	0.00
HISTORIAN EXPENSES	25.00	28.00	23.95	111.15
COST OF MEDALLIONS	0.00	0.00	0.00	2,552.70
AWARDS	0.00	0.00	50.00	50.00
ADVERTISEMENTS	0.00	0.00	294.70	0.00
POSTAGE EXPENSE	275.00	259.63	35.25	0.00
LIBRARY PROJECT	0.00	0.00	2,493.12	0.00
EDUCATIONAL TAPES	100.00	70.00	53.50	0.00
MISCELLANEOUS EXPENSES	0.00	0.00	0.00	0.00
<b>SUBTOTAL</b>	<b>2,050.00</b>	<b>1,898.24</b>	<b>5,250.89</b>	<b>6,795.08</b>
<b>TOTAL EXPENSES</b>	<b>41,000.00</b>	<b>40,410.87</b>	<b>45,820.82</b>	<b>45,844.95</b>
<b>NET INCOME (LOSS)</b>	<b>(975.00)</b>	<b>(1,122.77)</b>	<b>(4,519.68)</b>	<b>(3,076.10)</b>

<u>INCOME STATEMENT FOR 1995 EAC CONVENTION</u>	<u>BUDGET</u> <u>FYE 12/31/95</u>	<u>ACTUAL</u> <u>FYE 12/31/94</u>	<u>ACTUAL</u> <u>FYE 12/31/93</u>	<u>ACTUAL</u> <u>FYE 12/31/92</u>
<b>REVENUES :</b>				
BOURSE FEES	6,500.00	4,500.00	2,840.00	4,030.00
HOSPITALITY SUITE DONATIONS	2,000.00	1,555.00	1,465.00	1,685.00
INTEREST INCOME	0.00	0.00	0.00	186.39
DONATIONS & DONATED SALE LOTS	0.00	1,079.00	1,854.00	8,118.53
<b>TOTAL REVENUES</b>	<b>8,500.00</b>	<b>7,134.00</b>	<b>6,159.00</b>	<b>14,019.92</b>
<b>EXPENSES :</b>				
SECURITY COSTS	3,500.00	2,463.00	3,600.00	2,738.85
MANAGEMENT FEES	0.00	0.00	0.00	2,890.01
BOURSE EQUIPMENT RENTAL	2,400.00	2,490.00	2,400.00	1,812.50
ROOM RENTALS	0.00	1,000.00	179.00	818.48
CATERING COSTS	2,000.00	1,504.00	3,304.29	0.00
TRANSPORTATION & SHIPPING COSTS	100.00	0.00	130.84	808.00
AUDIO AND VISUAL COSTS	0.00	0.00	110.00	435.08
PRINTING AND ENGRAVING	100.00	208.63	190.00	558.31
BANK CHARGES	0.00	0.00	0.00	8.44
OPERATING SUPPLIES	400.00	50.00	114.16	0.00
MISCELLANEOUS EXPENSES	325.00	549.71	89.00	0.00
<b>TOTAL EXPENSES</b>	<b>8,825.00</b>	<b>8,265.34</b>	<b>10,117.29</b>	<b>10,069.67</b>
<b>NET INCOME (LOSS)</b>	<b>(325.00)</b>	<b>(1,131.34)</b>	<b>(3,958.29)</b>	<b>3,950.25</b>
<u>INCOME STATEMENT FOR 1995 EAC SALE :</u>	<u>BUDGET</u> <u>FYE 12/31/95</u>	<u>ACTUAL</u> <u>FYE 12/31/94</u>	<u>ACTUAL</u> <u>FYE 12/31/93</u>	<u>ACTUAL</u> <u>FYE 12/31/92</u>
<b>REVENUES:</b>				
GROSS RECEIPTS	200,000.00	391,750.00	31,177.00	75,000.00
LESS : DISBURSEMENTS TO COSIGNERS	188,000.00	376,080.00	28,682.84	69,000.00
NET COMMISSION INCOME	12,000.00	15,670.00	2,494.16	6,000.00
INTEREST INCOME	0.00	0.00	0.00	0.00
MISCELLANEOUS INCOME	0.00	0.00	0.00	0.00
<b>TOTAL REVENUES</b>	<b>12,000.00</b>	<b>15,670.00</b>	<b>2,494.16</b>	<b>6,000.00</b>
<b>EXPENSES :</b>				
CATALOG COSTS	3,900.00	3,800.24	2,222.22	2,496.68
POSTAGE EXPENSE	800.00	966.89	0.00	0.00
COMPUTER COSTS	0.00	0.00	0.00	0.00
BANK CHARGES	50.00	34.36	0.00	0.00
OPERATING SUPPLIES	250.00	252.66	0.00	0.00
ADMINISTRATION EXPENSES	0.00	0.00	794.16	0.00
TELEPHONE EXPENSE	200.00	184.38	0.00	0.00
MISCELLANEOUS EXPENSES	0.00	0.00	0.00	0.00
<b>TOTAL EXPENSES</b>	<b>5,200.00</b>	<b>5,238.53</b>	<b>3,016.38</b>	<b>2,496.68</b>
<b>NET INCOME (LOSS)</b>	<b>6,800.00</b>	<b>10,431.47</b>	<b>(522.22)</b>	<b>3,503.32</b>

\*\*\*\*\*

**EDUCATIONAL FORUMS AT EAC '96:  
ADVANCE ANNOUNCEMENT**

Paul Langseth

For the Friday evening forum in Philadelphia next May 3, it appears that we will have a panel discussion on detecting recolored coins, followed by a question-and-answer period. If you have any additional suggestions for the program, please drop me a line at PO Box 464, Parker, Arizona 85344. If you wish to participate in the forum, you may also drop me a line.

We also have three programs for the Saturday seminars: grading, middle date cents, and forming a numismatic library. As always, if you have a suggestion for a program, or would like to be a presenter for a session, please write me at the address above.

\* \* \* \* \*

**NEW CANDIDATES FOR EAC MEMBERSHIP**

The following persons have applied for membership in EAC since the last issue of P-W. Provided that no adverse comments on any particular individual are received by the Membership Committee before the July issue of P-W, all will be declared elected to full membership at that time. Chairman of the membership Committee is Rod Bures, 9743 Leacrest, Cincinnati, Ohio 45215.

<b>NAME</b>	<b>CITY, STATE</b>	<b>MEMBER #</b>
Martin Brophy	Tully, NY	4265
Lawrence Nakata	Anchorage, AK	4266
Joe Jarrell, Jr.	Charleston, WV	4267
James J. Difilippo	Portland, ME	4268
Kenneth J. Barroga	La Selva Beach, CA	4269
Tai Wilkerson	Virginia Beach, VA	4270
Juan Suros	Chola Vista, CA	4271
Jack Stickel	Twin Falls, ID	4272
Jason Carder	Miami, FL	4273
Ken Fanning	Murfreesboro, TN	4274
Bob Tagen	New Boston, NH	4275
Ken Headley	Bristol, NH	4276
C. Robert Chow	Boston, MA	4277
Will Rossman	Richardson, TX	4278
Thomas D. Rogers, Sr.	New Britain, PA	4279
Bill O'Keefe	Randolph, NJ	4280
Neil Rothschild	Owings Mills, MD	4281
Ken Lundry	South San Francisco, CA	4282
A. J. Kuzel	Phoenix, AZ	4283
Jay Shelley	Winnsboro, SC	4284
Robert J. Kaufman	Chappaqua, NY	4285
Ken Dittman	Altamonte Springs, FL	4286
Eric Steinberg	Davie, FL	4287
Thomas Schwarz	Winnetka, IL	4288
Dave Humphrey	Louisville, KY	4289

William Schwartz III	Avon Lake, OH	4290
Ron Landis	Eureka Springs, AR	4291
Thomas Brady Sr.	Philadelphia, PA	4292
Michael Burnley	Rancho Cucamonga, CA	4293
Roy Baker	Springfield, IL	4294
Michael Sussman	Staten Island, NY	4295
David L. Bilton	Montpelier, OH	4296
R. Dunfield	Ventura, CA	4297

\* \* \* \* \*

### THE NOYES PROJECT

William Noyes

Since there is obviously confusion amongst the general EAC membership, I wish to clear up who is participating in The Noyes Project. I have absolutely nothing to do with the so-called EAC census committee -- never have -- never will. The Noyes Project is an anticipated 10 year plus project to record photographically and otherwise all significant large cents, with peripheral interest in half cents and colonials. My group consists of a small number of dedicated professionals who have spent thousands of hours on this project. We receive large amounts of data from many individuals and hope to receive much more. More importantly, we share our information as quickly as is financially and practically possible. You give us your few coins to photo and record and we give you back the total of what we have received. We started in 1988, produced the "picture books" in 1991 and the first detailed volume of the encyclopedia in 1995. More importantly this project is continuing and we can only make it better if you show us your coins. Even one coin listed in the books is significant -- participate. The camera will be at all major shows -- Long Beach in June -- ANA Preshow -- ANA -- Long Beach in October, also, NJ Expo and Baltimore Shows. I wish to make one thing crystal clear; if you show me a coin, the information / photos do not go to the so-called EAC Census Committee and more importantly if you show a coin to them, I will not know about it -- you must show the coin to Noyes to be sure it is part of this project.

Furthermore, I am not participating in the Breen / Bowers project. When the picture books came out in 1991 at the ANA, Jack Robinson and I gave Walter copies and subsequently I spent many hours discussing large cents with Walter. At that time I had no intention of turning out a "master-work" on large cents; that was Walter's job. The picture books are updates with large plates, easy to use attribution information, and a specific, usable condition census. Walter quickly realized that they were no threat to his master work. From ANA '91 until his death no major show went by without Walter and I spending an hour or two going over a few of my latest "finds." Walter was very careful to take notes from coins or photos that I showed him on yellow pads (supplied by me!) and not integrate them directly onto his computer printouts. He did this because the volume of information was large (Walter received over 200 photos) and in many cases would necessitate a major revision of previously-believed information. Walter wrote two plus pages of notes on the 1800 NC-1 found by Jim Long -- the emission sequence and numbering for 1800 had to be completely redone. Walter was quick to realize the value of the photos for studying die states and matching pedigrees. Shortly before his death Walter wrote me to say me had finally finished with silver dollars and was ready to move on to the long neglected large cent book.

By EAC '94 it was obvious to me that Walter's "masterwork" would not be coming out very soon so I added updated information on dies, die states and emission sequences to my planned updated condition census information. The main purpose of The Noyes Encyclopedia is to give the buyer of large cents a reliable guide to the grade and condition of all important large cents. In the picture books we listed at least six coins, we now list at least twelve, and future updates will go further if significant interest is shown in the project. But as the encyclopedia evolved, an increasingly significant section on die states, dies and emission sequences emerged. When "Walter's" book finally comes out I eagerly anticipate many hours of thrashing out who got what right. I'm only sorry Walter will not be able to participate -- I always found him ready to defend his position eloquently when he was right but equally willing to change his view when confronted with new, more accurate information.

The purpose of any research book is to gather more accurate information. The picture books have generated more and better information than I thought possible but there are many more coins out there that hold the key to die states and emission sequences. If you doubt this, look at the 1794 NC-10; a slabbed fine coin, which luckily was recognized by Chris Young after being ignored by another well-known EAC'er. As Chris Young has pointed out, bells should have gone off even before you flipped the coin over because perfect obverse S-43's are very scarce -- and now we know why, NC-10.

Chris McCawley says some EAC'ers are leery of approaching me with coins. He painted a more dramatic picture, with an EAC'er proffering a coin with trembling hand; but Chris is prone to exaggeration. You should never be afraid to show me a coin but do your homework and know what your answers to the questions you are about to ask me are, before you ask me. Also on most bourse floors I am busy and you may get a very quick answer. I will grade specific coins in this environment but I cannot teach you to grade. If you bring me a sharpness XF40 corroded large cent that nets scudzy VG8 and "tell" me its a census coin I've missed, you will not get an answer you want to hear -- you have not done your homework and you are wasting my time.

On the eve of another certain-to-be well-attended and exciting ANA convention in Anaheim, please check carefully through your coins and bring anything you think we might need to see.

\* \* \* \* \*

### HALF CENT WHIST IN PENNSYLVANIA

Bob Yuell

On Monday March 20, 1995, NJC in the 1/200 Survey traveled to Pennsylvania to have a half cent whist match with a newcomer, MJH in the 1/200 Survey. This match had been scheduled for about three months, but for various reasons, it was beginning to appear that it would never be held. But on the appointed day, NJC got into his 1985 Toyota Camry and traveled the 90 miles. It is a lovely ride through north-west New Jersey and north-eastern Pennsylvania.

The match took place on a very mundane field of battle -- his kitchen table. It started out with MJH taking a five point lead through the four 1793's and the first two 1794's. NJC has only two 1793's, whereas MJH has three. Also NJC has yet to find a 1794 C1a and 1794 C1b that have the required surface, color, no-problem attributes that he desires. Some day he will add

them to his collection. NJC was in the lead by seven points. NJC has some very nice 1794's. He continued his winning ways with the 1795's, winning those by a score of fifteen to eight. He also won the four 1797's; neither has the 1797 C3c. The score at the end of the Liberty Caps was 46 to 30. The scoring from 1800 to 1808 was very close, NJC winning by only eight points giving him a lead of 24 points. Then NJC really pulled away with a 16 point edge in the Classic Heads and a six point victory for the Braided Hair and went on to win the match by a total of 147 to 101.

There were a total of 90 (out of 99 Cohen business strikes) varieties seen. NJC has a total of 84, whereas MJH has 85 varieties, a large number if you consider the short amount of time he has been collecting. MJH has six varieties that NJC does not have: 1793 C4, 1794 C1a, 1794 C1b, 1796 C2, 1804 C2 and the 1809 C1. NJC has five varieties that MJH does not have: 1794 C2b, 1794 C4b, 1795 C2b, 1795 C6b and the 1805 C2. Some note-worthy coins seen were: 1794 C1b, 1794 C2b, two 1794 C3a, 1794 C4b, two 1794 C6a, two 1794 C7, two 1794 C8, 1795 C2b, two 1795 C3, 1795 C6b, 1796 C2, two 1797 C3b, 1804 C2, two 1804 C4, 1805 C2, two 1806 C3 and an 1809 C1. This group alone has three R4 coins, ten R5, ten R6 and two R7. The rarest coin in this match was the NJC 1794 C4b, of which only six are known. But MJH's newest mega-trade acquisition, his 1804 C2, is not very far behind. Quite an array of very rare coins for two guys with very modest wallets.

Both participants enjoyed the match. It is a great way to see some nice 1/2 cent coppers, not just your own.

\* \* \* \* \*

IF IT'S NOT ONE THING, IT'S ANOTHER,  
OR  
LIFE IN CALIFORNIA

Dale Anderson

Those of you who watch the six o'clock news have probably heard much about my hometown these past few months. This past summer we had what was called the Hiway 41 fire: a minor conflagration, burning several hundred thousand acres, most of which had not burned for 100 years. Once it got going, it was burning so hot as to melt the aluminum heads off import cars, and wrought-iron furniture became puddles on the ground.

Then, no sooner were we past the fire season, and the rains began. Uncharacteristic for this area, we had a good downpour in September, and they have not let up since. Our average annual total runs about 17 inches and we are currently over 40. Martha, the drought is over! They say good things come in threes and so we are quietly awaiting the earthquake. Betwixt and between these natural disasters, were a couple of coin events of note.

Event of Note #1

I attended the January Long Beach Coin Expo in the newly remodeled convention center. WOW, what a cavern! In the old format, the hall was crowded, busy, and familiar. The newly remodeled center seems spacious to the point of waste. Perhaps the word will get out that there is no longer a waiting list for bourse space and it will be full next time. It would be nice if it weren't filled with O. J. memorabilia, however. Any bets on how soon Kato is a T.V. star?

I experienced the normal pleasant conversations with Tom Reynolds, Chris V-M, Bills Yates, and Doug Bird. Quote of the day, while looking at a coin at Doug's table:

Dale -- "Doug, I really like this coin except for the problem on the reverse."  
Doug -- "If frogs had wings."

And then this exchange, after deciding against that coin: "Hey Doug, this is misattributed." "What is it?" "It's N27 not N-22." Hasty look at CQR. "Oh damn, that's worth less. How do you grade it?" "I call it \$30." "O.K. You can have it for \$25." Thanks, Doug, for helping me add to my die progression of '54 N-27.

Later, I found a couple of nice late dates on the floor, and after guessing at grades and attribution points through the plastic, purchased them. Ah, the sound of slabs cracking does my heart good! Had a nice run with Mr. Noyes and heard the latest about his pursuit of world coins. He promised me a good run in Cincinnati as long as Denis didn't get us lost? (Must be an inside joke.)

Later in the evening, there was the standard West Coast Regional meeting with the normal cast of characters. The main topic of the evening seemed to be – Is it a half cent on a large cent planchet or vice versa. I suppose at \$28,000 it really doesn't matter to me.

#### Event of Note #2

A couple of floods later, including 9.5 inches in 24 hours, I attended Jan Valentine's Pre-EAC get together. It appears that this is becoming an annual event, but this was my first. In attendance were Jan, Bob Travis, Bob Vail, Bill Weber, Manuel Ahumada, and myself.

This was a most amazing morning. The combined power of the middle date collections of Jan, Bob, and Manuel was in itself something to behold, but added to them were Bill's world class half cents, Bob Vail's nearly complete late date set, and Manuel's late dates. If you didn't know, Manuel likes the color red . . . a lot! This was show and tell at its best.

Topics of the day ranged from the above mentioned half cent – large cent controversy, the Champa Sale Part 2, the preponderance of articles on colonials in Penny-Wise, the announcement of the Gene Reale Catalogue, Bob Vail's recent burglary (seen any Dr. French boxes floating around?), the then upcoming EAC Convention, Dr. Sheldon's involvement in the naked Ivy league photo shoot, and of course the perennial, "Boy if only we could have bought 'em back then."

There was a good deal of literature brought out of Jan's immense and well preserved library to verify various memory lapses. Additionally, Bill Weber gave us a great show and tell about half cents and answered questions about the various and sundry characters involved in days gone by.

After we had our fill of copper, Jan produced a selection of low calorie / low fat snacks and refreshments which were enjoyed by all.

Thanks for your efforts, Jan, in organizing this event. I'm looking forward to the next one.

Please find below the new segment in the ongoing series "What they do / did in real life." This is one of those matching puzzles. Draw a line from the person to the matching occupation or hobby. Any unknown answers should be determined by direct questions at the next copper extravaganza.

P.S. There could be more than one correct answer per person.

Bob Travis	Flight Instructor
Jan Valentine	Pharmacist
Bob Vail	University Professor
Manuel Ahumada	Construction Superintendent
Dale Anderson	World class wood carver
	World class traveler / jokester
	Neophyte

\* \* \* \* \*

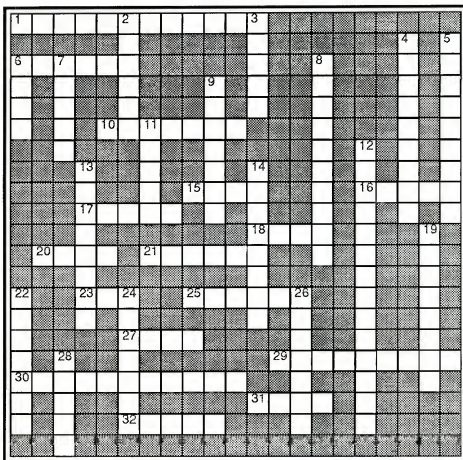
# HARD TIMES TOKENS

Steve Carr

## ACROSS

- 1 EXECUTIVE  
 6 HE HAD A NEW AND SPLENDID STYLE OF HAIR CUTTING  
 10 NOT REALLY HTT'S, BUT THIS CHICAGO FIRM'S TOKEN ARE OFTEN COLLECTED AS SUCH  
 15 RUNNING \_\_\_\_\_  
 16 \_\_\_\_\_ CARDS  
 17 NYC CLOCK ESTABLISHMENT  
 18 \_\_\_\_\_ PLASTERS  
 20 NON-RENEWAL OF ITS CHARTER STARTED THE HARD TIMES  
 21 BUCKLIN'S INTEREST \_\_\_\_\_  
 23 AN EARLY CATALOGUER  
 25 SUBJECT OF LOW #13  
 27 OWNER OF RICHMOND PUBLIC BATHS  
 29 SUBJECT OF LOW 16  
 30 \_\_\_\_\_ PREDECESSOR  
 31 A FAVORITE SYMBOL FOR JACKSON'S STUBBORNNESS  
 32 \_\_\_\_\_  
 DOWN  
 2 IN NYC'S 14TH WARD  
 3 HTT DIE SINKER  
 4 JACKSONIAN HARD MONEY  
 5 \_\_\_\_\_ METALLIC CURRENCY  
 6 SPEED THE

- 7 TAUNTON, MA BRUSH SALESMAN  
 8 EXECUTIVE  
 9 THE OBJECT OF MANY POLITICAL HTT  
 11 FISCAL \_\_\_\_\_  
 12 I TAKE THE \_\_\_\_\_  
 13 EARLY HTT COLLECTOR WHO HAD TOKENS RESTRUCK FOR HIS COLLECTION  
 14 UMBRELLAS  
 19 NICKNAME FOR DEMOCRATIC PARTY MEMBERS  
 22 TOKEN WITH "WISDOM AND PLEASURE COMBINED" ON THE REVERSE  
 24 THE DEFENDER OF THE BANK  
 26 MILLIONS FOR \_\_\_\_\_  
 28 A \_\_\_\_\_ SYSTEM VOID OF POMP



## U.S. COPPER COINS, AUCTION PRICES REALIZED, 1883

Q. David Bowers

The other day I bought an interesting book, The Current Gold and Silver Coins of All Nations, by Ivan C. Michels, Ph.D., Philadelphia: R. S. Menamin, 517 Minor Street, 1884. This title by itself wouldn't hold much promise for the collector of early American copper exclusively, but as it happens, this is one of those Victorian volumes with literally five different subtitles, one of which is Actual Value of United States Gold, Silver, Copper, Bronze and Nickel Coins, Based Upon Auction Sales in 1883.

The four pages of auction results for cents and half cents provide a very interesting insight into the market of 112 years ago.

The introductory page to the section on coin values is also interesting for its discussion of grading standards.

# ACTUAL VALUE

—OF—

## UNITED STATES GOLD, SILVER, COPPER, BRONZE AND NICKEL COINS,

Based upon Auction Sales from January to July, 1883.

---

[The editor of this Table of Value of Coins is not, and has not been, interested in the sale or purchase of coins, and has had no interest, direct or indirect, in the sale at auction of any of the hereafter-mentioned coins.]

### REMARKS AND EXPLANATIONS.

It is not always the age of a coin which gives to it a higher than face value. The scarcity of the coin and its state of preservation are the only causes for a premium. The condition of a coin is either (1) brilliant proof, (2) proof, (3) uncirculated, (4) very fine, (5) fine, (6) very good, (7) good, (8) very fair, (9) fair, (10) poor.

1. Brilliant proof coins exhibit a burnished, mirror-like, reflecting surface.
2. Proof coins are former brilliant proof coins soiled or tarnished.
3. Uncirculated coins are free from the least wear or scratches.
4. Very fine coins exhibit well-defined lines and surfaces, with the slightest traces of having been handled, but free from all scratches and nicks.

5. Fine coins are those which are barely worn, showing only under critical examination traces of slight wear in the rubbed surfaces of the finer lines.

6. Very good coins are somewhat slightly worn, yet perfect in every particular.

7. Good coins still exhibit every mark, letter and figure, with only the delicate fine lines worn evenly off.

8. Very fair coins exhibit lettering, design and date distinctly readable.

9. Fair coins are those well worn, yet still retaining the design, all letters and dates almost distinguishable.

10. Poor coins are all coins on which design, lettering and dates are almost unintelligible.

# UNITED STATES COPPER COINS.

## CENTS.

1793. Chain "AMERL" Cent. Reverse, chain of fifteen links; legend, "UNITED STATES OF AMERL." Extremely fine condition, \$84.00. This Cent is now in the coin cabinet of the U. S. Mint in Philadelphia, and completes the set of copper coins in that institution.
1793. Chain "AMERL" Cent. Bold, strong impression; several slight scratches and a minute dent on the edge; otherwise nearly equal to the one now in the coin cabinet of the U. S. Mint, \$15.00.
1793. Chain "AMERICA" Cent. Fine, bold impression; a slight scratch on the hair of Liberty; otherwise but little circulated, \$8.50.
1793. Chain "AMERICA" Cent. Period after the word LIBERTY and the date; light olive color. Barely touched by circulation, \$14.50.
1793. Chain "AMERL" Cent. Reverse, chain of fifteen links; legend, "UNITED STATES OF AMERL." Very good condition, \$4.50.
1793. Chain "AMERL" Cent. Rough surface. Fair cond'n, \$2.80; barely fair, \$2.25.
1793. Chain "AMERICA" Cent. Fine, but scratched in the field, \$11.25.
1793. Chain "AMERICA" Cent. The letter R very high in the word "LIBERTY"; no period after Liberty or the date. Very good condition, \$4.00.
1793. Wreath Cent. The word "LIBERTY" in large letters; the sprig under the head of Liberty has broad leaves, nearly at right angles; wide date. Reverse, legend large and near milling; dot between E and N in CENT. Barely circulated, although the surface oxidized and there is a small nick on the reverse near the letter A in AMERICA, \$6.60.
1793. Wreath Cent. Small letters in legend; broad leaves in the sprig, the centre one turning to the right. Fine impression, and evenly oxidized, \$3.10.
1793. Wreath Cent. Barely circula'd, \$6.75.
1793. Wreath Cent. Uncirculated, beautiful light olive color, \$16.00.
1793. Wreath Cent. Plain edge, no trace of the vine or bars ever having been struck upon it. Barely fair, \$1.60.
1793. Wreath Cent. Light brown color; barely touched by circulation, \$5.25.
1793. Wreath Cent. Lettered edge: "ONE HUNDRED FOR A DOLLAR." All three leaves in the sprig incline to the right. Evenly struck, smooth surface, light brown color, \$7.75.
1793. Wreath Cent. Lettered edge. Very fair, but the date weak, \$1.05.
1793. Wreath Cent. Edge, instead of being lettered, has the vine and bars. Bold, strong impression, \$8.50.
1793. Wreath Cent. The sprig has three leaves, the centre one upright and turning slightly to the left at the top. Poor condition, \$4.25.
1793. Wreath Cent. Very good condition, but the figure 3 in 1793 gouged out, \$1.00.
1793. Wreath Cent. Light color; smooth. Very good condition, \$3.50.
1793. Wreath Cent. Lettered edge; evenly struck; light reddish color. Very fine, \$14.00.
1793. Wreath Cent. Lettered edge; very rough planchet. Good cond'n, \$2.50.
1793. Wreath Cent. Evenly oxidized. Very good condition, \$3.50.
1793. Wreath Cent. A very fine, glossy cent, showing a good deal of original color. An extremely rare variety, having vine and bars on the edge, \$22.00.
1793. Chain Cent. Short bust of Liberty. Very good condition, \$3.75.
1793. Wreath Cent. Barely fair, \$1.95; poor, 25 cents.
1793. Wreath Cent. Lettered edge; black color. Very fair condition, \$2.00.
1793. Liberty Cap Cent. Very good, strong impression. Nearly fine, \$12.00.
1793. Liberty Cap Cent. Smoother surface, but not quite so fine, \$6.50.
1793. Liberty Cap Cent. Evenly struck, and a very handsome, smooth surface, of light brown color. Very fine condition, \$20.00.
1793. Liberty Cap Cent. Cracked die; bolder impression than the usual run. Although evenly oxidized, as they all are, it is of rather lighter color, and in very fine condition, \$13.00.
1793. Liberty Cap Cent. A very slight crack in the die, just visible through the letter Y in the word "LIBERTY." In about good condition, but centre of reverse somewhat indistinct, \$4.00.
1794. Double Chin. Very good cond. \$2.20.
1794. Crooked figure 7 in 1794. Dark brown color. Very fine condition, \$1.60.
1794. Scarred head. Sharp, bold impression; has a few small spots of oxidation; dark brown color. Fine condition, \$1.75.
1794. Shielded hair. Light brown color. Barely circula'ed, \$2.20.
1794. Amiable face. Fair condition, 80 cts.
1794. The Plicae. Light brown color. Fine condition, 65 cents.
1794. Plicae. The die badly broken. Very fair, 60 cents; fair, 40 cents.
1794. "ONE HUNDRED DOLLAR" on edge; the word "FOR" omitted. Poor condition, 40 cents.
1794. Head of 1793; Liberty cap. Dark green color. Fine impression, \$2.25.
1794. Standless figure 4 in 1794. Light olive color. Good condition, \$2.25.
1794. Barely circulated; a little countermark back of the neck, \$1.80.
1794. Large planchet, obverse in very good condition, but the reverse has been scraped smooth, 20 cents.
1794. Smaller planchet; light milling, and "LIBERTY" lightly struck. Good condition, 75 cents.
1794. Still smaller planchet; reverse, small wreath. Barely circulated, \$2.50.
1794. Separated date. Good condition, 55 cents; very good condition, \$1.10.
1794. Short bust. Light olive color. Very good condition, \$1.00.
1794. Marred field. Reverse has no dividing line to the fraction. Good condition, \$2.85.
1794. Fallen figure 4 in 1794. Good condition, 45 cents.
1794. Many haired. Very good cond. 65 cts.
1795. Thick planchet, lettered edge, bold impression; beautiful light olive color, traces of original color. On the reverse, the planchet shows that the metal had minute cracks in a portion of it before striking, which slightly detracts from its being perfect. Uncirculated, \$28.50.
1795. Thick planchet, lettered edge. The figure 5 in 1795 does not touch the bust. The extreme end of the lower curl is very close to, and turns around the figure 1 in 1795. Light color. Very good condition, \$4.00.
1795. Thin planchet; "ONE CENT" in centre of wreath. Fine condition, \$2.00.
1795. Thin planchet; "ONE CENT" high in the wreath. Very good cond. 90 cts.
1795. Jefferson head. A very good specimen of this very rare variety; scratches on the border all around. It is, however, so excessively rare that it is desirable in far worse condition, \$9.00.
1795. Thick planchet. Reverse, "ONE CENT" in centre of wreath. Barely circulated; obverse scarcely touched; on the reverse the leaves in the wreath are a little rubbed, but not more than

## CENTS---CONTINUED.

- coins frequently are by cabinet friction. The planchet on which this cent was struck had not a very fine surface. \$12.25. A similar cent, un-circulated, sold a few years ago for \$100.00.
1795. Thin-planchet, close date, only a slight rub on the hair of Liberty, of light brown color, \$2.40.
1795. Thin planchet, wide date. Upon the reverse the leaves are in clusters of three instead of two, as usually found upon the cent of this date. Very good condition, \$11.50.
1795. Thin planchet. Reverse, "ONE CENT" in the centre of the wreath. Sharp impression, and of light olive color. Very fine, \$7.00.
1795. Thin planchet, close date. Good condition, 70 cents; corroded, yet in fair condition, 15 cents.
1796. Fillet head, draped bust. Fine condition, \$1.75.
1796. Liberty Cap. The letter L in LIBERTY barely escapes touching the cap; the figure 6 not very close to the bust of Liberty. Reverse, leaf not close to the letter F in "OF." Good condition, \$1.10.
1796. Liberty Cap; wide and close dates. Very fair condition, 45 cents; good condition, 70 cents.
1796. Fillet head; wide and close dates. Fair condition, 45 cents; good condition, 75 cents.
1796. Liberty Cap. Dark color, and a weak impression on the reverse, \$1.25.
1797. Close date. A bold, sharp, evenly struck impression; the milling even around the border, on obverse and reverse; beautiful light color, with a glow of original brightness. Uncirculated, \$15.00; barely circ. \$13.00.
1797. Barely circulated, but die cracked in left field, \$3.25.
1797. Very good, nearly fine, but slightly misstruck, \$1.50.
1797. Wide date, indented edge, light olive color. Little circulated, \$6.50.
1797. Wide date, die cracked on left upper edge, a few spots of corrosion. Very fine impression, \$2.20.
1797. Close date, badly corroded. Good impression, 5 cents.
1798. Die cracked on the reverse, light olive color. Barely circulated, \$1.70.
1798. Closer date. Very fine condition, 80 cents; very good, almost fine, 50 cts. fair, 20 cents; poor, 5 cents.
1799. The word LIBERTY, head of Liberty, and date, all struck well and even on the planchet; both knots of figures 99 plain and distinct. Unusually good for date, \$15.25.
1799. Date and head of Liberty plain and distinct, otherwise poor, \$5.00.
1799. The figures 99 show both knots; otherwise poor and corroded, \$2.50.
1799. Perfect die, well struck. All of the date and the word LIBERTY entirely on the planchet; the bottoms of the 99 well defined; all the lines of the hair of Liberty and drapery distinct. The reverse unusually fine; not a part being faint, but all bold and prominent. \$17.50.
1799. Struck over 1798. Well struck; all plain and distinct, except the word "OF" on the reverse; nearly all the lines of the hair on bust of Liberty show. \$8.00.
1799. Date perfect, except very slight wear near the edge; bust scarcely any worn, every hair showing distinctly; the word LIBERTY perfect; starting from a point just below the centre of the bust, two broad scratches extend through the hair and across the field of the coin to the edge; the reverse but little worn, \$7.75.
1799. Everything distinct, evenly worn; very good for this rare date; \$6.50.
1799. Date and word LIBERTY well on the planchet; most of the hair of Liberty show; slightly nicked in the letter E in the word LIBERTY. Reverse, all plain and distinct. \$9.50.
1799. Poor, but all shows. The lower part of the date, however, somewhat indistinct. \$3.25.
1800. Struck over 1799, the 7 showing distinctly under the 8, and the 99 in the 00; otherwise bold impression. The obverse is good, and reverse fine. 50 cts.
1800. Perfect date. Good condition, 30 cts.
1800. Of light olive color. Very good, nearly fine, 85 cents.
1800. Reverse, same as obverse incused; a very unusual mishap in striking a coin. Barely (if any) circulated, still showing traces of original color, \$2.25.
1801. Strong impression. Very fair condition, 25 cents.
1802. Die cracked in upper right field, one line extending from the edge to the nose of Liberty, another through the lock of hair over her forehead up through R to the edge. Reverse has only nine berries in the wreath—five on the left and four on the right. Beautiful light olive color. Barely circulated, \$5.25.
1802. Upon reverse, no stems to the wreath. Light brown color, slightly oxidized. Fine condition, 60 cents.
1802. Wide date. On the reverse, the stem points to the left stand of letter A in AMERICA. Light brown color. Barely circulated, 75 cents.
1802. Close date. On the reverse, the stem points to the right stand of letter A. Edge a trifle bruised. Very fine condition, 45 cents.
1802. Reverse has no stem or stems to wreath; slightly oxidized; light brown color. Fine condition, 60 cents.
1802. Wide date; beautiful light olive color. Barely circulated, \$1.10.
1802. Closer date. Reverse, the words OF and AMERICA farther apart than usual. The line of the fraction  $\frac{7}{18}$  very long, just barely escapes touching the ribbons on either side. Die cracked on upper left edge. Beautiful light olive color. Barely circulated, \$1.50.
1802. Date, medium width; figure 1 in 1802 touches the hair of Liberty. Reverse, the words OF and AMERICA very far apart, and the OF is also further from the word STATES. A slight crack in the die. Very fine condition, 75 cents.
1802. Dark steel color; perfect die. Barely circulated, \$1.00; good impression, 30 cents.
1802. Without stems; edge dented. Fine condition, 75 cents.
1803. Wide date; the figure 3 touches the bust of Liberty. Reverse, the line of the fraction long; stems long; the left one points to the left stand of A in AMERICA; fraction  $\frac{7}{18}$  small; brown color. Barely circulated, \$1.70.
1803. Same as the above, but has three pin marks in field on the obverse, \$1.10.
1803. Wide date; the figure 3 does not touch the bust of Liberty. Reverse, the stems very short. Dark olive color, 75 cents.
1803. Close date. Reverse, large fraction  $\frac{7}{18}$ , yet the line of fraction very short; one stem points to the right stand of letter A. Fine condition, 30 cents.
1803. Italic figure 3; ten berries on the wreath; dark brown color. Fine condition, 40 cents; fine, but little oxidized, 22 cents.
1804. The variety with the die broken on the edge. Sharp, bold impression; light brown color. Slightest trace of circulation, the hair of Liberty only a trifle touched on the forehead, \$26.00.
1804. Perfect die, well struck, showing nearly all the lines of the hair; light olive color, \$6.25.
1804. Restrike; bright color. Uncirc. 50 cts.
1804. Of dark color; still very fine. The obverse scarcely blemished by circulation; the reverse even better than the obverse. An early impression, showing the break in the die much less than usual, \$7.00.
1804. Perfect die. Only fair, \$2.25.
1804. Date distinct, otherwise poor, \$2.40.
1804. Date distinct, good impression, slightly rusted, \$3.80.
1804. Perfect die. Very good condition, \$5.25.
1804. Die broken on upper edge of obverse; well struck. Very fine, \$8.25.
1804. Die broken on upper edge; improved by tooling. Corroded, \$2.50.
1804. Perfect die. Date, head, and LIBERTY distinct, otherwise poor, \$4.25.

## CENTS—CONTINUED.

1805. Bold, even impression; light olive color. Barely circulated, \$2.75; fair, 45 cents; poor, 11 cents.
1806. Very fine; strong impression. Barely circulated, \$4.75; very fine, \$1.75; good, 42 cents; fair, 20 cents.
1807. Wide, short figures in date. Good condition, 60 cents.
1807. Struck over 1806. Close, tall figures in date. Good condition, 10 cents.
1808. Shows the thirteen stars with perfect plainness. Very good, almost fine condition, 80 cents; good, 25 cents.
1808. So-called twelve stars variety. Good condition, 45 cents.
1809. Strong, sharp, bold impression; beautiful olive color, with lingering traces of original color. Strictly uncirculated, \$66.00.
1809. Somewhat circulated, and the obverse blemished by a number of scratches, \$1.05; very fair, 95 cents; corroded, 35 cents; poor, 30 cents.
1810. Perfect date. But little circulated, \$1.30; dark color, good condition, 20 cents; fair, 10 cents.
1810. Struck over 1809. Barely touched by circulation, rare in this cond'n, \$2.00.
1811. Perfect date. Very good cond'n, \$1.60.
1811. Struck over 1810. Very fair, 45 cts.; fair, 35 cents; poor, 10 cents.
1812. Large date. Slightest trace of circulation, \$1.70.
1812. Small, wide date. Very fine condition, 70 cents; very good, 40 cents.
1813. Light brown color. Very good condition, 70 cts.; good condition, 50 cts.; fair, 34 cents.
1813. Barely circulated, a slight abrasion, \$1.55; a little corroded, 80 cents.
1814. Crossed figure 4 in 1814. Sharp, bold impression, \$1.50; fine, 45 cents.
1814. Plain figure 4. Barely circula'd, \$1.25. Fine cond'n, slightly oxidized, 20 cts.
1815. None issued.
1816. Perfect die. Uncirculated, \$1.75.
1816. Broken die. Uncirculated, \$1.00.
1816. Very slight break in the die on the edge. Very fine condition, 25 cents.
1816. Die slightly more broken. Barely circulated, 40 cents. Still more broken; barely circulated, 30 cents; fine condition, 20 cents.
1817. Divided date. Fine impression, even, every star sharp and distinct, \$2.10.
1817. Fifteen stars. Sharp, bold impression; stars sharp. Slightest trace of circulation, and of handsome steel-blue color, \$2.25. Very fine, 80 cents; good, 30 cents.
1817. Close date. Barely circulated, 50 cts.
1817. Lock of hair (sometimes called a curl, but is really a small break in the die) on top of the head of Liberty. Barely circulated, 50 cents.
1817. Very wide date. Fair condition, 5 cts.
1818. Barely circulated, marred by few light scratches, 35 cents; very fine, 15 cts.
1819. Large date, over 1818. Uncirculated, yet spotted, 25 cts.; very fine, 21 cts.
1819. Small, close date. Uncirculated, 40 cents; very fine, 20 cents.
1820. Connected stars. Uncirculated, 20 cts.
1820. Struck over 1819. Barely circula'd, 25 cts.
1821. Very good condition, \$1.20.
1821. Stars flattened. Barely circulated, \$3.25; very good condition, \$2.70; good to fair, 50 cents; poor, 11 cts.
1822. Stars flat. Uncircula'd, \$2.00; barely circulated, \$1.10; poor, 10 cents.
1823. Struck over 1822. Fine cond. 50 cts.; the same condition, but *thin planchet*, 15 cents; *restrrike*, but date perfect, 20 cents.
1823. *Restrike* from original obverse die; does not show the break, and has nearly proof surface, 85 cents.
1823. *Restrike*; obverse die shows fracture across the coin and at the edge, 20 cts.
1823. Perfect date; rough surface. Finer impression than usual of this date, 65 cents.
1824. Wide and perfect date. Fine condition, 20 cents.
1824. Close and perfect date. Fine condition, 10 cents; very good, 8 cents.
1824. Struck over 1822. Very good condition, 55 cents.
1825. Close, narrow date. Very fine condition, \$1.10.
1825. Very fine condition, 40 cents; good, 20 cents; poor, 4 cents.
1826. Close date; end stars near date; line within the milling. Uncirc. \$3.10.
1826. Close date; left-end stars very far from date. Uncirculated, \$2.00.
1826. Wide date; right-end star far from the figure 6 in 1826. No period between ONE and GENT on the reverse. Fine condition, \$1.10.
1826. Date wider apart than the preceding; right-end star closer to date. Period on the reverse. Very fine condition, 85 cents.
1826. Sharp, bold impression, \$1.25; barely circulated, \$1.60; fine, 1.10; good, 40 cents.
1827. Broad milling. Uncirculated, \$2.20; barely circ. \$1.30; very fine, \$1.00.
1828. Large date; broad, deep milling; fine olive color. Barely circulated, \$1.60; very fine, 65 cents; fine, 40 cents; good, 10 cents.
1829. Barely circulated, \$2.00.
1829. Wide date; dark olive color. Good condition, 30 cents. Still wider date; good condition, 15 cents.
1830. Left-end star far from date. Barely circulated, 50 cents.
1830. Left-end star closer to date. Barely circulated, 40 cts.; good cond. 2 cts.
1831. Brilliant proof, \$25.00; proof, \$20.00.
1831. Last letter S in the word STATI'S not in position. Barely circula'd, 60 cts.
1832. Large stars; small letters on the reverse. Very fine condition, 50 cents.
1832. Smaller stars; letters on the reverse large and unevenly placed in the word STATES. Fine condition, 25 cents.
1833. Brilliant proof, slight spot in field, \$1.25; uncirculated, partly bright, 25 cents; uncirculated, but black spots on the reverse, 15 cents.
1834. Large date, small stars. Large letter E in ONE and CENT. Fine condition, 42 cents.
1834. Small date, large stars. Barely circulated, 65 cts.; very fine, 40 cts.
1835. Very fine, 55 cents; fine, 20 cents; poor, 2 cents.
1836. Olive color. Uncirculated, \$1.00.
1836. Dark color. Uncirculated, 30 cents.
1837. Uncirculated, almost proof, \$9.00.
1837. Plain hair string; large letters on the reverse. Uncirculated, \$1.10.
1837. Plain hair string; small letters on the reverse. Fine condition, 30 cents.
1837. Beaded hair string; small letters on the reverse; fine olive color. Uncirc. 50 cents; fine condition, 25 cents.
1838. Beaded hair string. Uncirc. 26 cents.
1839. Booby head. Uncirculated, \$2.20.
1839. Silly head. Uncirculated, 90 cents.
1839. Head of Liberty same as on the cent of 1840; bright, mint lustre. Uncirculated, \$2.50.
1839. Head of Liberty of 1840. Barely circulated, \$1.00; very fine, 30 cents.
1840. Small date; olive color. Uncirculated, 80 cts.; good, 24 cts.; poor, 2 cts.
1840. Large date. Uncirculated, 60 cents; very fine, 20 cents.
1840. Small date; light olive color; slight discoloration on the neck. Brilliant proof, \$17.00.
1840. Light olive color. Uncirc. \$2.60.
1841. Dark color. Uncirculated, \$1.00.
1841. Cracked die. Fine condition, 40 cts.; very fine, 75 cents.
1841. Brilliant proof, bright color, a spot of corrosion on the reverse, \$10.00.
1841. Brilliant proof, free from all blemish, \$18.00.
1841. Brilliant proof, bright red col. \$15.25.
1842. Large date. Uncirculated, \$1.00.
1842. Small date. Barely circulated, 40 cts.; uncirc. 70 cents; very fine, 30 cents.
1843. Obverse and reverse same as 1842. Very fine condition, 10 cents.
1843. Obverse and reverse of 1844; rare in this condition; 80 cents.
1844. Fine condition, 27 cents.
1845. Uncirculated, slightly spotted, 50 cts.; fine, 10 cents; good, 1 cent.
1846. Uncircula'd, \$1.75; fine, but scratched, 10 cents.
1847. Uncirculated, \$1.45; very fine, 25 cts.; good, 5 cents; poor, 1 cent.
1848. Brilliant bright proof, \$15.00; uncirculated, dark purple color, 75 cents; fine, 5 cents.
1849. Brilliant bright proof, \$18.50; proof, \$6.00; barely circula'd, partly bright, 45 cents.

## CENTS—CONTINUED.

1850. Uncirculated, 30 cents.  
 1851. Uncirculated, 25 cents.  
 1852. Uncirculated, 30 cents.  
 1853. Uncirculated, 40 cents; barely circulated, 15 cents.  
 1854. Uncirculated, light olive color, 20 cts.  
 1855. Slanting 55. Uncirculated, 40 cents.
1855. Upright 55. Uncirculated, 20 cents; barely circ. 12 cts.; very fine, 10 cts.  
 1856. Slanting figure 5 in 1856. Brilliant proof, \$2.00.  
 1856. Upright figure 5 in 1856. Uncirculated, 15 cents; barely circulated, 12 cents.
1857. Small date. Brilliant proof, \$3.50; very fine, partly bright, 35 cts.; uncirculated, 90 cents.  
 1857. Large date. Barely circulated, 25 cts.; fine, 10 cents; uncirc. 30 cents.

Coinage discontinued 1873.

## HALF CENTS.

1793. Well centred. Very fine cond. \$5.25; fine cond. \$3.50; nearly fine, \$3.25; good, \$2.00.  
 1793. The words HALF CENT, on reverse, somewhat weak; a few fine scratches on the obverse; otherwise very good for the date, \$1.65.  
 1793. Very bold impression, with fraction  $\frac{1}{2}$  plain; light brown color. Uncirculated, \$1.00.  
 1793. Close fraction  $\frac{1}{2}$ , but die not cracked; bold, strong impression. Barely touched by circulation, \$10.00.  
 1794. Very fine condition, \$2.50; nearly fine, 90 cents; poor, 25 cents.  
 1794. Short hair. Good condition, 50 cents.  
 1794. Baggy hair. Good condition, obverse and reverse, 50 cents; obverse good, but reverse poor, 25 cents.  
 1794. Date distant from bust. Fine condition, 80 cents.  
 1794. Date close to bust. Very good condition, 50 cents.  
 1795. Thick planchet, lettered edge. Good condition, \$1.10.  
 1795. Broad milling. Fine condition, 80 cts.  
 1795. Thick planchet; lettered edge; hair and wreath a trifle rubbed. Barely circulated, \$3.50.  
 1795. Thin planchet; light olive color; bold impression, except the word CENT, on the reverse, is weak. Barely circulated, \$3.00.  
 1795. Thick planchet; lettered edge; slight nick on the cheek of Liberty; otherwise fine, \$2.70.  
 1795. Thin planchet; light olive color; slight scratch in the field, and an almost imperceptible one over the head of Liberty; otherwise uncirc'd, \$5.25.  
 1796. Obverse and reverse very distinct; date bold. Very good condition, \$23.00.  
 1797. Lettered edge; date close to the bust. Nearly fine, \$1.80.  
 1797. Date distant from the bust. Very good condition, 80 cents.  
 1797. Barely fair, 10 cents.  
 1798. None coined.  
 1799. None coined.  
 1800. Uncirculated, \$1.40; very fine, \$1.00.  
 1801. None coined.  
 1802. Fine for date, \$1.60; very good, \$1.40; good impression, but corroded, 85 cents; light brown color, and very good condition, \$1.85.  
 1803. Very good cond'n, nearly fine, 10 cts.  
 1804. Crossed figure 4 in 1804; no stems to the wreath. Uncirculated, \$2.00.
1804. Crossed figure 4 in 1804; with stems to the wreath. Good condition, 3 cts.; fine, 5 cents.  
 1804. Plain figure 4 in 1804; no stems. Uncirculated, 70 cents; fine 25 cents.  
 1804. Crossed figure 4 in 1804; broken die. Good condition, 10 cents.  
 1805. Fine condition, 30 cents; very good, 20 cents.  
 1806. Long point to the figure 6 in 1806, which touches the bust of Liberty; with stems. Uncirculated, 40 cents.  
 1806. Short point to the figure 6 in 1806; no stems. Fine condition, 15 cts.; fair, 6 cents.  
 1807. Fine condition, 12 cents; good, 8 cts.  
 1808. Fine condition, 12 cts.; good, 8 cents.  
 1809. Lower right star near to the figure 9 in 1809; the 9 double cut, which looks as if the engraver of the Mint first cut an 8 and then recut it into a 9. Uncirculated, \$3.50; very fine, 30 cts.  
 1810. Very fine condition, 55 cents.  
 1811. The first figure 1 in date distant from the 8—thus, 1 811; broken die. Very fine condition, \$1.90; good condition, 60 cents.  
 1811. Restrike. Weak, but uncirc. \$1.20.  
 1811. Close date. Good condition, 80 cents.  
 1812. None coined.  
 1813. None coined.  
 1814. None coined.  
 1815. None coined.  
 1816. None coined.  
 1817. None coined.  
 1818. None coined.  
 1819. None coined.  
 1820. None coined.  
 1821. None coined.  
 1822. None coined.  
 1823. None coined.  
 1824. None coined.  
 1825. Beautiful steel color. Uncirculated, 20 cents; light olive color, fine condition, 10 cents; good, 7 cents.  
 1826. Dark color. Uncirculated, 15 cents; fine, 3 cents; very fine, 10 cents.  
 1827. None coined.  
 1828. Five stars, facing bust of Liberty. Uncirculated and cleaned, 30 cents.  
 1828. Twelve stars. Barely circ'd, 20 cts.; very fine, 15 cents; good, 7 cents.  
 1829. Uncirculated, 45 cents; barely circulated, 25 cents; fine, 5 cents.  
 1830. None issued.  
 1831. Proof, exceedingly rare, \$10.50.  
 1832. Uncirculated, bright red, 35 cents; fine, 8 cents.
1832. First letter S in STATES, close and far from T in STATES. Fine, 2 cents; fair, 1 cent.  
 1833. Brilliant proof, exceedingly rare in this condition, \$10.00; uncirc'd, nearly all bright, 20 cents; very fine, 12 cts.  
 1834. Light olive color. Uncirculated, \$1.00; uncirculated, but a small puncture in the centre, 3 cents; very fine and perfect, 40 cts.; fair, 6 cts.; poor, 1 c.  
 1836. Uncirculated, but only partly bright, 16 cents; fine, 25 cents.  
 1837. "HALF CENT'S WORTH OF COPPER." Very fine condition, 50 cts.; fine, 35 cents; very good, 26 cents.  
 1838. None coined.  
 1839. None coined.  
 1840. Brilliant proof, \$12.50.  
 1841. Brilliant proof, original, \$22.00.  
 1841. Brilliant proof, restrike, \$7.00.  
 1841. Brilliant proof, original, a small spot of corrosion on the reverse, \$10.00.  
 1842. Brilliant proof, restrike, \$7.25.  
 1843. Brilliant proof, original, \$11.50.  
 1843. Obverse and reverse of 1842. Very good, 5 cents.  
 1843. Obverse and reverse of 1844. Very good, 5 cents.  
 1843. Brilliant proof, original, \$12.50.  
 1844. Brilliant proof, original, \$11.50.  
 1845. Very fine, 12 cents; good, 2 cents.  
 1846. Brill. proof, orig'l, \$16; proof, \$11.50.  
 1847. Dull proof, original, \$11.00; uncirculated, 75 cents.  
 1848. Fine, 10 cents.  
 1849. Small date. Brill. proof, orig'l, \$15.00.  
 1849. Large date. Uncirculated, 90 cents; good, 5 cents; barely circ. 45 cents.  
 1850. Brill. proof, original, \$3.75; fine, 45 c.  
 1851. Uncirculated, partly bright, 46 cents; barely circ'd, partly bright, 30 cts.; cleaned bright, 20 cents.  
 1852. Brilliant proof, restrike, \$8.00.  
 1853. Uncirc. 30 cts.; barely circ. 20 cts.; good, 3 cents.  
 1854. Uncirc. 20 cents; very fine, 12 cents; barely circulated, 17 cents.  
 1854. Struck in brass; very scarce. Fine, 55 c.  
 1855. Bright red, without a blemish. Uncirc. \$1.70; very fine, 20 cts; good, 3 cts.  
 1856. Proof, \$1.50; brill. proof, \$5.40; uncirc., actually a proof, slightly finger-marked, 85 cents.  
 1857. Brill. proof, \$2.60; uncirc. 20 cents; barely circulated, 10 cents.

Coinage of the Half Cent discontinued by Act of Congress of 1857.

## LETTERS TO THE EDITOR

RAY WILLIAMS writes,

Please look closely at some of the U.P.S. shipping regulations. May of us have U.P.S. pick-up where we work, and it is much more convenient to use than the Post Office. However, under "shipment limitations," we find the following:

### COINS

- All coins except ordinary nickels and pennies are not acceptable.
- Rare nickels and pennies are not acceptable.

CURRENCY: Paper money (U.S. or foreign) and cash notes are not acceptable.

### SILVER, GOLD, AND PLATINUM

- Articles containing more than 50% by weight or by volume of any of these metals or a combination of these metals cannot be accepted in any form.

In short, coins should not be shipped U.P.S. I can't believe I'm the only EAC'er who didn't know this -- it might be good to put a warning in P-W.

\* \* \*

LLOYD RIGGLE writes,

When I first joined EAC, I did not know what to expect and did not have any set goals in mind (as far as collecting goes). Because of where I live, ALL of my purchases must be done through the mail. In most cases this proved to be just a waste of time. I only bought from other members, but had to return the majority of the coins. Since most of what I was receiving was junk, I decided to collect junk and eliminate the cost involved. This proved to be a mistake on my part. As I mentioned, because of where I live, there are no coin shows, no dealers, and no one else is interested in collecting.

What all of this boils down to is this: PENNY-WISE is an excellent publication. Very informative and interesting. As long as this continues, I will be a member. However, my collecting interests in future will be of a different nature. To those of you I have written to, who took the time to write back, thank you. To the rest of you, well, so be it, for whatever reason.

Also, I have a suggestion: Why not just send the EAC Sale Catalog to ONLY those members requesting it? Last year with 1,500 members, only 5% or so bid through the mail. This would save a few bucks in postage by not having to send out 1,400 catalogs for no reason. Just a thought .

One more thing: I understand there is a separate club for those interested in Colonials. That being the case, would someone please tell me why we still see so much printed in P-W about Colonials? I realize they are "early" copper, but half of the Nov. 15th, 1994 issue of P-W was devoted to these. Seems a bit much to me.

I am here to learn. Any comments or suggestions any of you may have, please

let me know. My address is: 627 Tonto, Golden Valley, AZ 86413. I answer ALL letters -- good, bad, or indifferent. Thanks.

\* \* \*

DAN TROLLAN writes,

The EAC convention this year in Cincinnati was a great experience for me once again. I caught up with some good old friends and met some new ones. The copper was abundant, and many nice pieces traded hands. The other activities were also excellent. A big thank-you to RSB, REN, and JDW for their great talks. All hats were off to those guys.

I was disappointed, though, by the news that "Breen's Encyclopedia of Large Cents" was still not yet finished, and informed that it could still be a year or more in the making. "WHY?" is a question I did not get much of an answer to. I will venture to guess that maybe they want to make it too perfect. Hey guys, if that's the case, PLEASE, give us what you've got. We would love it no matter what defects it might have. Golly, we're *copper collectors* for cripes sakes, we live for defects. Some of us won't buy a coin if it doesn't have a die break or two.

I was, however, surprised by a newly available book by Bill Noyes, the "Noyes Encyclopedia of Large Cents." Interesting title. Seriously, it is chock-full of important information on most of the good existing coins out there. Not only CC level but well into the more affordable grade coins, too. The grading and condition assessments are a bit brutal, but honest; and it takes some of the guesswork out of it for those of us who can't always tell if we're looking at a fully choice coin or just a dealer / seller wanna-be choice coin. There are no statements like "choice for the variety" or the like. The coins are either choice, or they are not. Although Average Condition is subdivided into three parts: average-plus, Average, and Average-minus. One can see at a glance if there are any choice coins of a certain variety, and several varieties appear to have no choice examples in existence, although I'm sure there will be many arguments to the contrary. Anyway, Bill certainly still appears to be standing ready to argue, or discuss his findings with anyone. Hey Bill, since I gave you such a good sales pitch, are you going to hurry up those late S-48 pictures for me?

\* \* \*

KERMIT WASMER writes,

After returning from the EAC show at Ft. Mitchell, I thought it was time to get our fall EAC regional meeting listed in Penny-Wise. EAC is a great group of people who are ready to share their knowledge with others. I always enjoy your convention with its meetings and Denis Loring's rapid fire style of auctioneering. John Wright along with several area EAC members have been a big help in getting my own copper collection together in the past several years.

Our regional meeting will be held at our Illinois Numismatic State Show and

Convention in Homewood, IL, on Saturday, September 30<sup>th</sup> at 2:00 P.M. The Best Western in Homewood is located at the I-80 and Rte 1 (Halsted) interchange. John Wright will kick the meeting off at 2:00 p.m. with a talk on his favorite subject (coppers). March Wells, regional director and Joe Tomasko, regional secretary, will lead the EAC meeting when John has finished.

We hosted a similar meeting last fall at Peoria, IL, and drew over 20 copper lovers. John's seminar was on different minting errors which can occur in the coin making process. Many interesting pieces were passed around for all to enjoy. We have had many compliments on John's seminar and hosting a meeting for Midwest copper collectors since then.

We are sandwiched in between Milwaukee and Long Beach and feel we should have an exceptional show, considering date and location.

Dealers can obtain a bourse table for September 29 to October 1 for \$125.00 by requesting a table application at my address: ILNA, 325 Coney Ave., Watseka, IL 60970.

\* \* \*

AND ONE MORE LETTER,

Just a brief note to comment on Jim McGuigan's ad for the Gene Reale catalogue in the 15 March Penny-Wise.

I love the price given in words; nothing so crass, so ordinary, as listing it in numbers. A little hoity-toity perhaps, but certainly in keeping with the eminently reasonable price being asked.

While we're at it, why not make it really memorable? How about:

One million seven hundred forty two thousand nine hundred seventy dollars & thirty six cents per copy.

Yours for bigger and better sales, catalogues, and especially prices.

-- Wayne G. Slife, EAC #16.

\* \* \* \* \*



## SWAPS and SALES

EAC'ers are invited to submit their ads for inclusion in this column. Ads up to twelve lines are free. ADS LARGER THAN 12 LINES MUST BE SUBMITTED CAMERA-READY, AND PAID IN ADVANCE. A full-page ad is \$80, one-third page is \$30. Ads should be limited to early American Coppers or tokens. Deadline for material to appear in the July 15, 1995 issue is June 30, 1995. All ads must include the individual membership number of a current member in good standing. Copy should be sent to the Editor, Harry E. Salyards, 606 North Minnesota Avenue, Hastings, NE 68901.

### IMPORTANT NOTICE:

Early American Coppers, Inc. publisher of Penny-Wise, does not examine any of the material advertised in Penny-Wise, nor does it review any of the advertising therein. Early American Coppers, Inc. assumes no responsibility or liability for any advertisement (or the material described therein) and no party shall have recourse against Early American Coppers, Inc. All transactions arising or relating to any advertisement in Penny-Wise shall strictly be between the parties thereto. Complaints concerning advertisers (or respondents) should be referred to the President of Early American Coppers, Inc.; complaints may result in abridgement, suspension, or terminations of membership or advertising privileges.

\* \* \* \* \*

### COUNTERSTAMPED LARGE CENTS WANTED

For my personal collection, which I have been gathering since 1955, I desire to purchase counterstamped large cents of all dates, with the names of individuals, merchants, political slogans, motifs -- just about anything except stray letters and numbers. I would be pleased to make an offer for any coins submitted to me, or I invite you to send them on approval with an invoice. I am not looking for bargains and will pay any reasonable price, as they are not for resale. Please let me hear from you. All correspondence will be answered.

David Bowers, EAC #204  
c/o Bowers and Merena Galleries, Inc.  
Box 1224  
Wolfeboro, NH 03894

\* \* \* \* \*

What others think of "The CENT Book":

JOHN D. WRIGHT, EAC #7

MARK KLEIN: The CENT Book is all I'd dreamed it could be and more. Reading it is like enjoying a personal chat with John.

RICHARD STRILEY: Being a novice on large cents I found a number of other books confusing and hard to read. I have Adams, Breen, Grellman, Newcomb, Noyes, and Sheldon, but yours is the best.

JULES REIVER: Your book is wonderful. This is the first coin book I have ever seen which can be used to attribute coins without having my coins available for checking. Your pictures are so sharp that they make attributing an absolute pleasure.

SEE FOR YOURSELF -- BUY YOUR OWN. See "The CENT Book" ad in this section.

\* \* \* \* \*

JON LUSK, EAC #351      c/o Digital Dynamics  
3055 Plymouth Rd  
Ann Arbor, MI 48198  
(313) 995 - 2400

Now available: **Penny-Wise Research Library on CD-ROM.**

All 27 years, with articles, ads, and pictures. Fully searchable. Playable on DOS, Windows, or the Macintosh. Disc . . . \$94.00,      Shipping . . . \$4.00

Please add \$5.00 if you are not an EAC member or give your EAC # \_\_\_\_\_

DOS/Windows       Mac      (Check one)

(Note: If you're a new member and your EAC# was announced within the previous four months you can deduct \$10.00, i.e. \$84 plus \$4 shipping)

\* \* \* \* \*

BOB GRELLMAN, EAC #575      P.O. Box 951988      Lake Mary, FL 32795-1988  
(407) 321 - 8747

For Sale: Deluxe hardbound copies of the Attribution Guide for United States Large Cents 1840 - 1857. The reference for attributing late date large cent. Autographed on request. \$70 postpaid.

Attribution Service: I offer an attribution service for late date large cents. I will attribute your cents or \$1 each plus return postage. This charge includes crud removal when necessary, and I'll include my opinion as to sharpness and net grades if requested. No quantity limit, fast service, lifetime guarantee.

Want Lists: Send me your want list for late date cents. I can help.

\* \* \* \* \*

What others think of "The CENT Book":      Mabel Ann Wright, EAC #78

TOM DELOREY: I especially like the historical notes at the beginning of each date. It lends a warm, human touch that is missing from most numismatic literature published since Sheldon.

WARREN LAPP: I can see now why it took so long to get it into print. John didn't leave out a thing. I am amazed at the photos. The book is perfect in every way, which is what I would expect from JDW.

HERB SILBERMAN: Your book is beautiful! I congratulate you on the content.

TONY CARLOTTO: The CENT Book is fantastic. The year-by-year history is a very nice touch and keeps you reading.

SEE FOR YOURSELF -- BUY YOUR OWN. See "The CENT Book" ad in this section.

\* \* \* \* \*

WILLIAM C. NOYES, EAC #363      1600 West 92 Street      Bloomington, MN 55431

Forget what others have said, the experts have spoken — the Noyes books won the 1992 (U.S. Large Cents 1793 - 1814, \$130) and 1993 (U.S. Large Cents 1816 - 1839, \$105) Early American Coppers literary awards — accept no imitations! Order both today for \$190 postpaid. From: Lithotech - Noyes, 1600 West 92<sup>nd</sup> Street, Minneapolis, Minnesota 55431.

\* \* \* \* \*

JAMES MCCOWN, EAC #3807  
phone: 614 - 263 - 3878

Box 3542

Columbus, OH 43210 - 3542  
email: McCown.2@osu.edu

1721-H	French colonies copper sou, Fine, rough surfaces	\$ 100
1787	Fugio N.3D, club rays, Good, rough surfaces, plan flaw, slight bend	100
1788	Machin's Mills halfpenny, Vlack 23-88A, F / VF, light porosity, dark	100
1723	Wood's Hibernia halfpenny, XF, light porosity & plan striations	75
1785	Nova Consellatio, Crosby 3-B, VG, light porosity, tiny rim bruise	75
(1670 - 1675)	St. Patrick's farthing, G, porous, rough surfaces	60
1787	New Jersey, Maris 63-Q, VG, two rim nicks, a few tiny pinscratches	71
(undated)	Washington Double Head Cent, VG, obverse scratch, reverse nicks	40

30 day return privilege

\* \* \* \* \*

RICHARD L. CODAY, EAC #3171

P.O. Box 1701

Bakersfield, CA 93302  
(805) 323 - 4507

**LARGE CENTS WANTED**

1834

N-5

1839 N-1

1840 N-2

Also interested in other dates. Please write and describe what you have for sale. Send a stamp for my latest list of material I have for sale. Thank you.

\* \* \* \* \*

ROSA AMERICANA, LTD, JEFF ROCK, EAC #1573  
Box 3447, San Diego, CA 92163 (619) 280 - 6737

**COLONIAL COINS WANTED! HIGHEST PRICES PAID!**

Our last price list of colonial coins, tokens and medals has been out less than six weeks and we've already received over 100 separate orders and have less than a third of the material still available! We desperately need to replenish our inventory, and are actively buying choice and / or rare colonial coins, tokens and medals, and are paying the highest prices to get them. We are especially interested in rare varieties of state coinage in all grades, high grade examples of common varieties and all colonial type pieces, from common to rare. Why not sell us some of your duplicate or unwanted material? If you're interested in receiving our price lists of choice and rare colonials, please send your name, address and EAC number; we're hoping to have another list out by late summer or early fall.

\* \* \* \* \*

HENRY BERGOS, EAC #693

637 5 Avenue

Brooklyn, NY 11215

WANTED: Penny-Wise; Vol. I #1, 2, 3. Vol. II #1, 2, 3. Vol. III #1. Vol. VI #6. Vol. IX #1, 2, 3, 5.

I want either originals or copies that are so good to "pass". This will complete my set.

\* \* \* \* \*



GARRY APELIAN, EAC #2686

910 Revere Road

Glenview, IL 60025  
(708) 724 - 7242

For my personal collection and research I wish to hear from any and all EAC'ers with counterstamped half cents. I am using as my reference "American and Canadian Countermarked Coins", by Gregory Brunk. I am looking for any varieties in the book or any unlisted varieties. Please write or call and discuss what you have. I will trade, swap, or buy. Free price list on request.

\* \* \* \* \*

ANGEL PIETRI, EAC #3646

1560 Manchester Blvd.

Fort Myers, FL 33919

C4 CONVENTION: The Colonial Coin Collectors Club will be holding its first annual Convention on October 20 - 22, 1995 in Pennsauken, NJ. This will be in conjunction with the MANA Convention. Pennsauken is located north of Cherry Hill, NJ, just a few miles from Philadelphia which is the closest major airport. We have space for up to 30 dealer tables. In addition, there will be exhibits and educational presentations, including the 3rd New Jersey Coppers Symposium. All copper enthusiasts are invited, dealers and collectors alike.

\* \* \* \* \*

SCOTT BROCKELMAN, EAC #3200 PO Box 2114

Hurst, TX 76053  
(817) 595 - 4468

MAIL BID SALE CLOSING JUNE 10, 1995 10 DAY RETURN POST PAID

- Lot 1 1722 Rosa America 1/2 penny D.G. Rex variety VF lite corr.
- Lot 2 1723 Hibernia farthing XF detail surfaces dark, bit grainy
- Lot 3 1783 Wash large military bust CHVF cud covers W to 7 on OBV
- Lot 4 1783 Unity Sates CH F parts of legend weak as struck nice!
- Lot 5 1787 Conn 2-b nice F+ Lot 6 1787 Conn 33.2 -Z.12 nice F-VF
- Lot 7 1787 Conn 31.2-r.3 nice VF Lot 8 1787 N.J. 28-L VG lite scrs
- Lot 9 HTT Low #51 red / br unc Lot 10 1840 Harrison token XF
- Lot 11 1787 Indian and N.Y. arms Electrotype a very scarce coin  
If real, made from a very high grade piece, appears XF.
- Lot 12 1796 Liberty cap cent S-89 VG bit grainy
- Lot 13 Starr II VG Lot 14 Helfenstein F some writing inside PRL?

\* \* \* \* \*

ALAN WEINBERG, EAC #1899

23321 Aetna Street

Woodland Hills, CA 91367  
(818) 348 - 3749

Paying Choice CQR+25% for 1793 Chain cents in conservatively graded VF-25 or Better. Problem-free surfaces and rims, well struck, good color. Particularly want S-1 AMERI, but want all other Chain varieties, too.

Also want choice EF-40 and better Massachusetts Oak and Pine Tree silver coinage. Full unclipped flans, well struck. Paying top dollar. And pre-1900 American medals in silver or gold, old "saloon" or military fort tokens and territorial / post trader tokens.

\* \* \* \* \*

TOM REYNOLDS, EAC #222

PO Box 24529

Omaha, NE 68124  
(402) 895 - 3065

1793	C#4	R3	VF35	\$ 8700	Tan with <u>choice</u> surfaces. Planchet lamination on obv. rim at 2:30.
1795	C#4	R3	VF30	2600	Brown with choice surfaces.
1797	C#1	R2	F15	1000	1 above 1. Brown with choice surfaces.
1803	S-252	R2-	XF45	1600	Brown with choice surfaces.
1804	Restrike		MS64	1000	Brown with mint red and choice surfaces.
1821	N2	R1	AU55	5100	Chocolate with choice surfaces.
1832	N1 3/4	R2	AU58	900	Brown with choice surfaces.
1843	N12	R2	MS63+	2200	Red and brown with choice surfaces. Condition Census #3.

SEND NAME AND ADDRESS TO RECEIVE FREE PRICE LISTS.

\*\*\*\*\*

GARY TRUDGEN, EAC #1889

3103 Chatham Rd.

Endwell, NY 13760

**FOR SALE: 1723 ROSA AMERICAN TWOPENCE -Regular Issue**

VF. Impressive large colonial coin. Nice olive brown coloration mixed with golden brown highlights around the devices and legends. Decent surfaces with full legends and date. \$175.00

Send for a free list of colonial and state coppers.

\*\*\*\*\*

RICHARD AUGUST, EAC #3292 395 Angell Street, Providence, RI 02906 (401) 331 - 7478

1794 1/2 cent F - VF 4A early die \$950; 1795 1/2 cent C-3 R5, F \$3200; 1797 1/2 cent, 1 over 1, VG \$275; 1806 1/2 cent C-2 small 6 stems, F - VF with reverse dig at wreath \$400; 1807 1/2 cent VF - XF \$250; 1857 1/2 cent AU \$250; 1796 1 cent, S82, VG \$275; 1798 1 cent S-184 early die, VF - XF \$750; 1802 1 cent NC1 early die, VF granular net F, perhaps finest \$2000; 1802 1 cent S229 VF - XF nice \$1250; 1802 1 cent S237 AXF early die no breaks \$525; Fugios: 12M XF \$1200, 13N F - VF \$1100; 12X Unc \$1250; 15V VF \$850; 13X XF \$600; 13X Unc \$1100; Vermont Babyhead AXF \$3250 choice planchet, R17 AVF \$650; R21 VF - XF dark, full date and planchet, early die, old light digs \$1900, R31 choice XF - AU \$3000, 1723 Rosa crowned Rose AU \$1000; 1760 Voce Populi 1/2p, P before bust, brown XF + \$550; 1787 Mass cent Horned Eagle VF \$325, 1787 cent 3G, VF-XF \$425; 1788 cent 11E R5 F - VF \$285; Connec 1788 16.2 O F - VF \$350; 1787 11.2K VF \$325

\*\*\*\*\*



JOHN LORENZO, EAC #2251 54 Aqueduct Ave. Midland Park, NJ  
(201) 652-6304 07432

My collection of "Colonial" casts and electrotype copies, assembled over the last twenty years, will be auctioned by Early American Numismatics of La Jolla, California (phone 619-273-3566) in their June or July summer auction. Many "unique" counterfeits. All STATE coinages represented. Over 50 specimens altogether!

\* \* \* \* \*

ED SARRAFIAN, EAC #1628 P.O. Box 864 Glenview, IL 60025  
(708) 827-2184

Wanted to Buy: Machins Mills Halfpence. Rare die varieties (R7 or R8) in any grade, as well as high-grade pieces VF-30 or better.

\* \* \* \* \*

EUGENE STERNLICHT, EAC #2131 9441 Evergreen #306  
Ft. Lauderdale, FL 33324

EAC Sale Catalogs, 1982-83, 1985-94, 12 issues near mint \$18  
Stack's William Van Roden 5/68, posted PRL, near mint 7  
Kolbe, Mendelson Library 10/92, mint 10  
Gilbert, US Half Cents, black spiral bound, glossy plates 50  
Legacy, Vol. III, No. 1-2, 1990, John J. Ford interview 25  
McIntire Auctions Roy Rauch Part I, 6/88, near mint 7  
Penny-Wise, 1987 Volume complete, in binder, originals 18  
Have virtual complete set of NASCA & TAMS, specify needs.  
Postage \$3 per order. Want lists solicited.



\* \* \* \* \*

GREG HEIM, EAC #3619 P.O. Box 4595 Warren, NJ 07059-0595

Newly revised Quickfinder attributes all business strike U.S. Half Cents 1793-1857 by die variety in a more logical and formal manner. Send a check or money order for \$4.95 plus a 32-cent SASE.

REMINDER: EAC EDUCATIONAL FORUM AT THE ANA IN ANAHEIM.  
SATURDAY, AUGUST 19, 1995, AT 9 A.M.  
IF INTERESTED IN GIVING A PRESENTATION, PLEASE WRITE, OR  
CALL ME AT (908) 754-2980.

\* \* \* \* \*



Give him/her a

## *VERY SPECIAL GIFT*

**SPECIAL to Current EAC Members**

**\$100 Postpaid**

(List Price \$125 Postpaid)

Order from the  
**SOLE DISTRIBUTOR**  
Litho Technical Services  
Attn: Wright  
1600 West 92nd Street  
Bloomington, MN 55431

Or Get An Autographed Copy  
Direct from the Author

John D. Wright  
1468 Timberlane Dr.  
St. Joseph, MI 49085

**C4 FIRST ANNUAL CONVENTION  
IN CONJUNCTION WITH THE MANA CONVENTION  
OCTOBER 20-22,1995  
Pennsauken, NJ**

- 1- Bourse and Exhibits**
- 2- The John Griffee Collection Sale**  
( over 200 Colonial lots )  
To consign coins to the sale,  
call McCawley & Grellman or T. Rinaldo
- 3- 3rd New Jersey Symposium**
- 4- Other educational presentations**

**HOTELS**

**Marriot Courtyard  
1000 Century Parkway  
Mt. Laurel, NJ  
Rates: Single \$69; Double \$79  
609-273-4400**

**Clarion Hotel  
915 Rt. 73 at I-295  
Mt. Laurel, NJ  
Rates: Single or Double \$59  
609-234-7300**

**Ask for MANA Coin Convention rates**

**For Bourse information, contact  
Dennis Wierzba - 908-464-4684  
Angel Pietri - 813-275-8054  
or  
Tom Rinaldo - 415-868-2666**

## BOURSE CONTRACT

### FIRST ANNUAL C4 CONVENTION

October 20-23, 1995

Location: South Jersey Expo Center  
2323 Route 73, Pennsauken, NJ 08110

Hours: Friday 8:30AM to dealers with tables- General admission 12noon; closes 6PM  
Saturday 9AM to 5:30PM to all  
Sunday 9:30AM to 2PM

Smoking: All C4 occupied areas will be designated non-smoking

Furnished: One 8' by 30" front table, back table, 2 cases, 1 lamp, 4 chairs, table covers

A limited number of corner tables will be available ( first come, first serve )

Security: 1) A secured area will be provided for the drop-off of your inventory from  
4 PM Thursday to 9 AM Friday

2) General security in the Bourse area will be provided continuously from  
8 AM Friday through 3 PM Sunday

Bourse assistants are limited to one person, or sharing dealer, per 8' table, 3 per corner table. These assistants must be registered one week prior to the Convention.

Table locations will be assigned by random drawing.

Bourse fee: \_\_\_\_\_ ( \$250.00: \$400 for corner tables )

Extra cases: \_\_\_\_\_ ( \$10.00 )

Extra lamps: \_\_\_\_\_ ( \$5.00 )

Total: \_\_\_\_\_ ( Make checks to Colonial Coin Collectors Club; mail to Dennis  
Wierzb, 21 Brook Hollow Lane, New Providence, NJ 07974 )

Company name: \_\_\_\_\_ Assistant(s): \_\_\_\_\_

Your name: \_\_\_\_\_

Address: \_\_\_\_\_

Tel. No.: \_\_\_\_\_

By your signature hereon you release the Colonial Coin Collectors Club, MANA, and the South Jersey Expo and their respective officers, employees, committee members, volunteers, and subcontractors from any claim for loss or damage, whether to persons or property, sustained in connection with this event.

Signature: \_\_\_\_\_